

HOLIDAY/WINTER 2015/16

STYLE ■ COMFORT ■ IDEAS ■ REAL ESTATE

ourhomes

G R E Y & B R U C E C O U N T I E S

MID-CENTURY MODERN *inspirations*

PLUS

**HOT
LIGHTING
&
CHRISTMAS
CRAFTS**

GET *that* LOOK

celebrate
WITH **CIDER**

HOT TUBS

POOLS

SWIM SPAS

PATIO FURNITURE

GRILLS

water&wellness

FINE OUTDOOR LIVING ACCESSORIES



Unwind in warmth

explore your possibilities:
waterandwellness.ca
1 877 881 0746

CABINS GUEST HOUSES BUNKIES STUDIOS



Hutten & Co

519 376 9364 | hutten.ca/cabins

EZ Log is a high-quality, European pre-finished building kit designed to provide stylish living spaces in a compact package. Designed to be smart and simple, they're also engineered to endure our northern climate. As your local authorized dealer, we also offer customized models and installation.

Learn more at our website or stop by to see them in person!



*Natural Stone,
Natural Beauty*


519-376-0366 866-877-5704

www.ledgerock.com




**ROCK
SOLID**
LANDSCAPES

DESIGN/BUILD
LANDSCAPE CONSTRUCTION
john@rocksolidlandscapes.ca
519.379.1772



BEYOND ORDINARY...



rocksolidlandscapes.ca

landscapeontario.com
Green for Life!

Solar Pays!

INVEST IN THE SUN

Make money or
save money!



A solid environmental & economic investment.



Put some sunshine in your bank account!

Receive a payment every month from your electricity provider and/or reduce your hydro bill to a small fee via net metering. Contact Blackline Power today to evaluate your solar options. We are the local experts.



519.371.8945
www.blacklinepower.com



Looking to purchase or list a home?



Victorian Home – Markdale

3 bdrms, 2 baths, original trim, French doors, stain glassed windows. A must see.
\$259,000 – Call Cheryl



Log Home! 50 Acres Near Flesherton

4 bdrms, 2 baths, walk out family room, coach house, view. Motivated seller.
\$799,000 – Call Helen




Two Acre Lot

Mature, private subdivision. Gentle slope, SE exposure, hardwood trees. Minutes to BVSC
\$89,000 – Call Michael



Neustadt! Truly amazing space

Unique in every way, 3 bdrms, 3 baths, ensuite, gallery, studio, garden privacy!
\$550,000 – Call Helen



Beaver Valley Townhouse View

Fully furnished, 3 bdrms, family room, sauna, propane heat! Fireplace - Freehold
\$259,000 – Call Helen




Beaver River Waterfront

On 235 ft of river at Beaver Valley Ski Club, walk to clubhouse and lifts, 2 bdrms, 1 bath
\$299,000 – Call Michael



Spacious Ski-in Chalet

Beaver Valley Ski Club, 5 bdrms, 3 baths, light and open, steel roof, sauna, ski entrance.
\$449,000 – Call Michael



3.2 Acres Privacy Plus!

Beautiful bush lot with a circular gravel driveway.
\$58,000 – Call Cheryl



Prime Location

3 bdrms, 2 baths home on 2 acres near the top of the Beaver Valley Ski Club
\$299,900 – Call Cheryl



CLAIRWOOD
REAL ESTATE CORPORATION
BROKERAGE



HELEN LIGHTBODY
Salesperson
519.477.1144
helenlightbody.com



CHERYL WEATHERALL
Salesperson
519.373.6664
cherylweatherall.com



MICHAEL MAISH
Salesperson
705.606.5814
michaelmaish.com

ROOF & GROUND SYSTEMS. MICROFIT/FIT & NET METERING. RESIDENTIAL & COMMERCIAL.

Professional Design & Manufacturing

Since 1989



Durnin's CUSTOM CABINETS

Browse our online galleries or visit our new showroom to view our beautiful displays.

810 10th St. W., Owen Sound

519.416.3132

www.durnin.ca

ourhomes®

STYLE • COMFORT • IDEAS • REAL ESTATE
GREY & BRUCE COUNTIES

REGIONAL PUBLISHER Our Homes Grey/Bruce Inc.
Jamie Jefferson
jamie.jefferson@ourhomes.ca
Georgette McCulloch
georgette.mcculloch@ourhomes.ca

REGIONAL MANAGING EDITOR Jennifer Schleich
jenn.schleich@ourhomes.ca

REGIONAL PRODUCTION MANAGER Kelly Donaldson
kelly.donaldson@ourhomes.ca

MARKETING & ADVERTISING Betty Ann Fawcett, 519.372.6338
bettyann.fawcett@ourhomes.ca

DISTRIBUTION Allan Fawcett, 519.986.2599

OUR HOMES is a registered trademark of OUR HOMES MEDIA GROUP INC.
OUR HOMES Grey & Bruce Counties is published four times a year.

OUR HOMES is distributed to residents of Grey & Bruce Counties and to cottagers via direct mail. Copies of OUR HOMES are available for free pick up at high traffic locations throughout the region. Copies of OUR HOMES are also sent via direct mail to members of select ski clubs in the region. OUR HOMES is distributed throughout select B&Bs and hotels, and to select business leaders via direct mail.

OUR HOMES Media Group Inc. is a proud member of the
Owen Sound and District Chamber of Commerce.

Please send all letters and/or feedback to OUR HOMES Magazine, 25 Elgin St., Collingwood, Ontario, Canada L9Y 3L6. Or email us at editor@ourhomes.ca. All letters received are subject to editing for grammar and length.

OUR HOMES MEDIA GROUP INC:

| | |
|--|---|
| EDITORIAL | PRODUCTION |
| EDITOR-IN-CHIEF Georgette McCulloch georgette.mcculloch@ourhomes.ca | PRODUCTION DIRECTOR Lynn Derrick lynn.derrick@ourhomes.ca |
| ASSOCIATE & WEB EDITOR Laurel Fortin laurel.fortin@ourhomes.ca | PRODUCTION MANAGERS Julia Dempsey, Kelly Donaldson, Marilyn Reid, Abby Reynolds, Tracy Shuttleworth |
| MANAGING EDITORS Nancy Belgue, Adrienne Brown, Laurel Fortin, Walter Franczyk, Mary Hatt, Sarah Hoy, Gina Makkar, Tiffany Mayer, Georgette McCulloch, Annette McLeod, Melissa North, Jennifer Schleich, Melody Wren | OPERATIONS |
| ART | MANAGING DIRECTOR, SALES & MARKETING Jamie Jefferson jamie.jefferson@ourhomes.ca |
| ART DIRECTOR Tara Chattell tara.chattell@ourhomes.ca | MANAGING DIRECTOR, OPERATIONS Georgette McCulloch georgette.mcculloch@ourhomes.ca |
| ASSOCIATE ART DIRECTORS Sheila Britton, Georgie Donais | ACCOUNTING Donna Duggan |
| | ADMINISTRATIVE ASSISTANT Lisa Merrell |

CONTRIBUTORS

Brandon Barre, Sheila Britton, Tara Chattell, Pat Crocker, Bonnie Fox, Walter Franczyk, Melissa Hare, Jason Hartog, Shelby Hilson, Sandy MacKay, Stephanie Redmond, Melanie Rekola, Jennifer Schleich, Yanic Simard, Steve Small, Wendy Webb, Tara West, Ted Yarwood

Advertisements and the content, including photos, of advertisements published within OUR HOMES magazine are supplied solely by the advertiser and neither the publisher nor OUR HOMES Media Group Inc. accept responsibility for opinions expressed in advertisements or for copyright issues with regards to photos, advertising copy and advertisements, nor shall they be held liable thereby. By act of reading this publication, all advertisers and readers agree to indemnify and hold harmless both OUR HOMES Media Group Inc., and the publisher thereby. Copyright © 2015 OUR HOMES Media Group Inc. All rights reserved. Reproduction without permission is prohibited.

OUR HOMES CAN BE FOUND IN THE FOLLOWING MARKETS:

- Barrie • Durham Region • Grey Bruce • Hamilton • London
- Mississauga • Muskoka • Niagara • Oakville/Burlington/Milton
- Ottawa • Peterborough • Southern Georgian Bay • Vaughan
- Region of Waterloo • Wellington County/Orangeville/Caledon • Windsor



BUILT RIGHT.

BUILT BY YORK.

We care about your air.

AIRTECH MECHANICAL

HEATING • AIR CONDITIONING • VENTILATION SYSTEMS
COMMERCIAL & RESIDENTIAL

519-934-3358
117064 Grey Rd.3, Keady www.air-tech.ca



YORK



A smooth build from start to finish.



CANDUE HOMES

- 1 – 2 acre lot in the Watra subdivision
- 1 – 1/2 acre lot on Durham Rd. E.
- 3 Serviced lots in Collingwood
- 30 lots in Hanover available Spring of 2016
Check in to the website for more info!



Don

Susan

519-369-5051

homes@canduehomes.com
www.canduehomes.com

editor's note



A SINGLE TRUTH HAS BECOME EVIDENT TO ME IN the past few weeks: I don't live in the pages of a magazine. If we could freeze life into the space of a glossy photograph, designing our homes would be much simpler. Alas, dogs, cats, children, mud, snow and all the forces of the universe conspire against us.

And so, knee deep in a renovation, I found myself in a local décor shop reflecting on this very fact, much to my chagrin. Matte paint – it's a simple desire, not like an elaborate backsplash pattern or marble countertop, yet so far out of reach. Standing beside me was a local interior designer, who just looked at me and said, "Don't do it." Then she directed my attention to a navy blue wall at the back of the store covered in scuff marks and scratches. Don't do it, because you can't have everything and functionality is more important than how it looks. What's most functional for my family's lifestyle is an easy-to-clean surface (note: preschoolers). I took a deep breath and tried to accept this fact.

Struggling to find a balance between practicality and beauty is a hurdle I've encountered before and a lesson that I keep failing to learn. If it shocks you to learn we spent several days in October ripping up 1,100 sq. ft. of hardwood flooring, you might be struggling with the same juxtaposition of function and aesthetic that I am. If you don't consider function, your "look" may not survive long enough to be appreciated anyway, like scuffed paint or scratched hardwood. In a house with two big dogs, our hardwood never stood a chance. We might have had wood floors, but we never had the sought-after look of wood floors.

If we were going to renovate our home we wanted to do it right, which in the end meant designing our space to suit our lifestyle. Like the matte paint and the hardwood flooring, sometimes the magazine look we want to achieve isn't worth the price we pay. In this case, the price would be to forever stand on the threshold afraid to enter our "new" home. So I walked away with my eggshell-finish Cool Slate and Down Pour Blue. Our home might not be the perfect dream we envisioned, but it will be just right.

Jennifer Schleich

Jennifer Schleich, *Managing Editor*
jenn.schleich@ourhomes.ca

Follow us @OurHomesMag

Visit Our **Christmas Wonderland**

And Catch The Spirit of Christmas!

Daily 1/2 Price Specials

"The Magic of Christmas Begins Here"

The FYRE PLACE & PATIO SHOP *Since 1973*

Located at Highway 6 & 21, Springmount (Near Owen Sound)
519.371.2963 | www.thefyreplace.com

VALLEY HOME IMPROVEMENTS

All the expertise you need, under one roof.

Residential Construction
Project Management
Kitchen & Bathrooms
Additions & Garages
Siding, Soffit & Fascia
Renovations & More

519.924.0025

valleyhomeimprovements.ca



Topnotch
furniture

manufacturers of fine furniture

#89446 Huron Road 30, Fordwich Line
1 km north of Hwy 87
Gorrie, ON

519.335.3213
www.topnotchfurniture.com

15 Years of professional design and manufacturing



contents

holiday/winter

18



ON THE COVER

A mid-century modern home is a cosy winter retreat. Story, page 22. Photography by Sandy MacKay.



30

departments

- 10 EDITOR'S NOTE
- 16 ADVICE
Trim And Proper
- 18 STYLE PICKS
Terrific Textures
- 30 COMFORT ZONE
Rustic Roundup
- 50 PEOPLE
Meet The Agents
- 61 HOME RESOURCE DIRECTORY
- 62 FINISHING TOUCH
Monogramming Tips

features

- 22 HOME & BUILDER
Building With Accountability
- 34 DESIGN IDEAS
Winter White
- 36 REAL ESTATE
Cut Energy Waste
- 38 HOME & BUILDER
Colpoy's Bay
- 46 DECORATING
More Marble
- 48 HOLIDAY HINTS
The Perfect Tree
- 52 DECORATING
Learn About Lighting
- 54 GOOD TASTE
Refreshing Ciders
- 56 CRAFTY IDEAS
DIY Twine Trees
- 58 DOUBLE TAKE
Duplicate This Look
- 60 COOKING AT HOME
Crazy For Caramel



22



54



38

quality workmanship
& customer satisfaction



Photo by Wendy Bye

THE OLD BARN

POLISHED STONE CREATIONS

Your local source for Granite, Marble & Quartz Countertops



11 years
of business excellence!

Breathtaking Beauty, European Elegance



your home • your self • your life



Carpets | Exclusive Giftware | Sculptures | Jewellery
Chandeliers | Fine Furnishings | Artwork | Mirrors
Millinery | Paperie | Whimsy | Parfumerie

*Fabulous selections, great hours, wonderful service.
Stop in and see the store that everyone's talking about.*

We carry the entire line of Chalk Paint™ decorative paints by Annie Sloan.
Please visit www.anniesloan.com to find a retailer near you.



770 Queen St., Kincardine (519) 396-GIFT | 322 10th St., Hanover (226) 434-GIFT


www.jadorn.ca

RENOVATING or BUILDING?

From *castles to cottages*, we are your custom renovation/build specialists.



scot-build
developments inc



Scott Young
Georgian Triangle
705.888.2759
scot-build@hotmail.ca

Custom Homes | Renovations | Additions

www.scot-build.ca

Your local source for



SANSIN
Interior Floor and Wood Finishes
Exterior Penetrating Stains

Services include...

Interior wood refinishing
with SANSIN enviro-coatings.

Dry Ice Blasting to remove
existing stains, moulds, paint etc.

Shot blasting - almost dustless removal of paint
from basement concrete floors.

The Paint & Woodcare Co.
Specializing in Log Home Maintenance and Wood Preservation

104 Shane St., Unit 2A, Springmount Industrial Park, Owen Sound
519-372-1221 www.paintwoodcare.com



Over 30 years experience in the water industry.

We Specialize In:

- Well Pumps, Well Maintenance
- Water Softeners
- Chalet/Cottage-Water maintenance
- UV Disinfection Systems
- Reverse Osmosis Systems
- Well Flow Test
- Iron Filters

Call us for your complete water system installation or service.

519.986.4743
www.mccannwatersystems.ca

advice

Designer
Stephanie Redmond
shares her ideas.



TRIM DETAILS

Architectural details are an important part of your home's aesthetic, whether they stand out as a dominant feature or remain minimal and inconspicuous. Crown mouldings, door and window casings and baseboards all aid in defining your home's overall style. But what are they for anyhow? Does your home require trim or can you do without it? Let's look at the purpose of trim and how styles can change the look of your home.

The Basics

Traditionally, moulding serves a purpose. It is not just "make-up" for your home. Take baseboard (or skirting) for instance. A baseboard covers the gap between the bottom of your wall where it meets the floorboards or carpeting. Baseboard is traditionally composed of three parts – the base, the shoe and a cap. Using a more contemporary approach, the baseboard is one part and then a small shoe to cover the gap is applied. The more modern you go, the fewer parts you tend to use. Personally, I prefer a baseboard without a shoe mould, but in some instances it's unavoidable.

1. Crown
2. Architrave
3. Casing
4. Panel Mould
5. Chair Rail
6. Baseboard



PHOTO COURTESY OF METRIE

Casing is applied around a window or door and covers the gap between the window and the wall, or the jamb. Typically, this area is insulated and the casing is a decorative piece of wood that can be assembled in several parts to include a sill and a header, or as a simple picture-frame style. The casing that surrounds your windows would also follow through to the interior doors. A general rule of thumb is that a more decorative casing means a more traditional style.

Crown moulding is the piece that covers the seam between the wall and ceiling. It generally rests against the ceiling and wall with a space in between. A crown (or cornice) is typically plaster or wood, but more modern materials like plaster and foam are also used. In a traditional Victorian home for example, the living and dining rooms would have larger-scale cornice in stained wood and the second floor would use a smaller scale. This gave the main entertainment space a sense of grandeur.

Architectural details go way beyond trim. They include wainscoting, ceiling beams, plate rails, chair rails, plinth blocks, or any piece of trim that you would apply to walls or ceilings to enhance or define a particular look. You need an architectural dictionary to learn all of the terminology!



A Modern Approach

So if all of this trim work has a purpose, how are modern homes going without? It actually takes (arguably) a lot more work to use NO trim than it does to use case, crown and base. And cost-wise, you may save on materials, but you will pay your drywall much more for the finishing. And fair enough, because it's a lot of work!

A term that is very common in modern architectural detailing

is a "reveal." A reveal is a small gap that is used in place of a trim detail. Rather than adding pieces to your wall (casing), a reveal looks like an indent into your wall. This means that where the drywall ends, there is a small indent or reveal. All of this is finished in drywall with corner beads and a painted finish. This allows for a completely clean and simple look.

If you want to achieve a modern look, you have a few things to consider. First of all, budget! You may save on materials if you choose to omit casing, but you will likely spend more on drywalling. Don't assume that less detail equals less cost.

If the budget is tight but you still want modern, a common choice is simple flat stock. A simple three-inch board can make a very nice trim piece if done correctly. It is cost effective and has a contemporary look. Get quotes first before making a decision.

Choosing these details is tedious and does require a certain amount of thought and expertise. The scale of everything has to coordinate with the scale of the house and with other architectural details. The style should be continuous. Having a contractor bring samples to a site and create a mock-up is the best way to actually see what your choices will look like in your home. This is where hiring a professional has value! **OH**

What can we do for you?



Match existing trim from drawings or samples.

Make custom knives and tooling to reproduce exactly what trim you currently have.

Personalized mouldings & profiles for your customer or business.

No order is too small, or too large!

J.E. TRIM Johnson Enterprises

**Celebrating 25 Years
of Business Excellence**



301 Elm Street, Durham



519.369.3457 | jetrim.ca



Give yourself a break.
Stop worrying about spills.
This beautiful floor is...
Waterproof. Pet Proof. Kid Proof.*



waterproof CONSTRUCTION
GIVES YOU TIME TO CLEAN UP SPILLS AND SPLASHES!

Cuneo Interiors



Decorating Excellence Since 1948

873 10th St., Hanover, ON 519-364-1303
207 Durham St., Walkerton, ON 519-881-2170

www.cuneointeriors.com

800-265-1172

*See warranty guide for complete details. © 2015 Carpet One Floor & Home®. All Rights Reserved.

PHOTOGRAPHY STEVE SMALL

FRESH & FROSTY

Let the traditional textures, colours and materials of winter inspire your home décor.



1 SOUTH-PORT MECHANICAL INC.

Contemporary Fireplace

The Portrait Lift freestanding fireplace from Valor has a boxy, two-tone metal and concrete construction that modernizes the traditional hearth. This gas fireplace comes with either a river rock or log fire bed.

4475 Highway 21, Port Elgin
519.389.4328 | south-portgeothermal.com

2 BARE BIRCH

Rustic Table

This neutral side table with a wooden pullout drawer is wrapped in metal and has a vintage vibe. Imagine it next to a platform bed.

975 2nd Ave E., Owen Sound
226.664.2273 | barebirch.ca

3 DÉCOR DESIGN

Accent Pillows

Cosy and warm, these cable-knit and felted accent pillows add just the right amount of comfort and style to your winter décor.

790 3rd Ave E., Owen Sound
519.370.0770 | decordesign.ca

Continued on page 20

Pellow
PHARMASAVE
GIFTS, HOME DÉCOR & MORE!

232 Durham St., Walkerton, ON
519.881.0151 pellowpharmasave.com

HunterDouglas
NEW
PowerView™
Motorization.
Intelligent shades that simplify your life.

FREE TABLET
with selected window shades.

Offer runs from September 1st to December 18th, 2015.
*Purchase a minimum of 4 Silhouette®, Prodec®, Lunette®, Vynette® or Duette® Window Shades with PowerView™ Motorization and receive a tablet. Valid at participating retailers only. For full details, visit hunterdouglas.ca.

Inside Ideas
829 2nd Avenue East, Owen Sound 519.371.6926
www.insideideas.ca

\$50 Gift Card
Nov 22—Dec 24, 2015
With the purchase of
Select Vitamix Blenders

Vitamix

Fulford
Kitchenware • Bathware • Hardware
fulfords.com



barebirch
casual, cozy, boutique interiors
975 2nd avenue east, owen sound
226-664-2273 | www.barebirch.ca

4



5

4 EXQUISITE WOOD DESIGNS INC.

Cabinet Door
Bloom's wood veneer Recon Maple cabinet doors are a hot, contemporary pick that can be finished in any stain or colour and come with a lifetime warranty.

1980 20th St. E., Owen Sound
519.370.0808 | ewdesigns.ca

5 J'ADORN

Annie Sloan Chalk Paint™
This quaint wood console table was refinished in burgundy from Annie Sloan's Chalk Paint collection, which is available in a large array of colours. J'Adorn hosts several chalk paint workshops each month and refinished pieces like this one are also available for purchase.

322 10th St., Hanover
226.434.4438 | jadorn.ca

6



6 HOUSE RULES DESIGN SHOP

Chandelier Pendant
The Chimera line of chandelier pendants from DVI Lighting is all glitter and glam, and available in a range of sizes. The metal tear drops feature a mercury-look coating that boosts the contemporary design elements of the fixture.

13555 Bruce Rd. 10, Hanover
226.434.1234 | houserulesdesign.com OH

WRIGHT NET DESIGNS

Computer Sales & Service | Website Design | Ink & Toner

Specializing in
Small Business Support,
Website Design & Computer Repairs

We carry new Dell computers, accessories,
anti-virus software, printers, ink & toner, flash sticks,
mice, keyboards, cables and more.

42 Main St. W., Markdale
sales@wrightnetdesigns.ca | 519.378.3692
www.wrightnetdesigns.ca



*We bring custom
window coverings to you!*



**We carry the
hottest styles
and colours to
fit your décor.**



Budget Blinds

a style for every point of view®

shutters | draperies | wood blinds | cellular shades
woven woods | roman shades | window film...and more

"Expert Fit"

Measuring & Installation Free In-Home Consultation
519-793-3921 www.budgetblinds.ca

Timeless Design




REGENCY

The Fyre Place & Patio Shop

Since 1973
Located at Highway 6 & 21, Springmount (Near Owen Sound)
519.371.2963 | www.thefyreplace.com

ENDURING REVIVALS | SYMPATHETIC RENODITIONS | MODERN VERNACULARS



**Pamela
Farrow**

ARCHITECTURAL
TECHNOLOGIST

www.pamhouse.ca

519 334 3456



STORY **JENNIFER SCHLEICH**
 PHOTOGRAPHY **SANDY MACKAY**

WORKING *together*



It was the fall of 2013 and two brothers had just made the decision to dissolve their well-known local company, Freeburn Fine Homes, and join a business revolution in the home building industry. In the midst of this major upheaval, Dylan Freeburn and his wife Serena were simultaneously embarking on a personal adventure to build a new home for their growing family on the outskirts of Southampton. *Continued on page 24*

LEFT: Homeowners Dylan and Serena Freeburn pose with daughter Cosette and Dylan's brother Ben (right). **BOTTOM LEFT:** This traditional style two-storey family home is situated on the quiet outskirts of Southampton. **BELOW:** A minimalist white contemporary kitchen with oversize white subway tiles and marble countertops allows the black walnut floors to pop. **OPPOSITE:** An eye-catching fabric light shade hangs suspended over the contemporary eat-in kitchen table and contrasting antique family-heirloom chairs.





Dylan (project manager) and his brother Ben (owner) aligned their 13 years of building experience with a Canadian company called Alair Homes, which is now comprised of 62 builders like the Freeburns, while Serena was busy designing their family oasis with a new baby in tow. Design, she did, with meticulous care and attention to detail from the statement light fixtures (**Martin's Home Hardware**) down to the tiniest pair of baby booties.

"I've always liked design and the selection process throughout the build," explains Serena. Her natural flair for aesthetic and DIY touches, combined with Dylan and Ben's industry experience, made for an impeccably decorated and sleek contemporary cross-over space, which will be hard for the couple to walk away from when they are ready to move on to their next project.

"Serena and I built our home here together," says Dylan, while Serena adds, "It will be hard to leave this house, but we're going to build again someday."

The rich textures, colours and finishes of the décor are built on a strong base of neutral tones: the off-white and grey walls (**Paul Eagleson Furniture**, painted by **Bob Love**), white kitchen and bathroom cabinetry (**Wood and Wallworks**), natural walnut hardwood floors in a matte finish, and grey and white ceramic tiles from **Greyfair Flooring Inc.** (installed by **Travis Wilder Contracting**).

Warm wood elements and a marble countertop from **The Old Barn Polished Stone Creations** help to soften the stark white palette that is paired with industrial-style pendants and stainless appliances (**Square Deal Neil's**) in the open-concept kitchen. The black interior and exterior doors (**Wood and Wallworks**, **VanDolder's Home Team**) and black Continental linear gas fireplace (**John Bridge Plumbing and Heating**) pop off the neutral backdrop, as do the original acrylics on canvas (Serena Freeburn) and a series of photographs by friend **Rebecca Newcombe**.



"I wasn't sure about those black doors, but I had read an article, *11 Reasons to Paint Your Interior Doors Black*, and I was, like, 'Ok, let's do it,'" says Serena. "I think it's a simple way to add a nice design feature to each of the rooms."

Additionally, the walnut flooring was a must-have for Dylan, who has a long history with the characteristic wood.

"Walnut is his favourite," says Ben. "Grandpa was a woodworker and Dylan did some kind of project with walnut as a kid, and has been talking about black walnut ever since."

Walnut flooring wasn't the only portion of the home influenced by past generations. The solid-wood dining chairs and office sideboard table were passed down from Dylan's grandmother and the master bedroom headboard is an old barn door salvaged from their parent's farm.

When the Freeburns set to work on their home they were still transitioning their business into the Alair Homes system and didn't have the opportunity to make complete use of the project management system, but they swear up and down it's a wonder to behold. *Continued on page 26*

OPPOSITE: The black floor-to-ceiling Continental gas fireplace gives an edgy contemporary feel to the neutral mid-century modern inspired living room. **LEFT:** The open-concept main floor and spacious windows provide ample natural light in the home, even in the narrow entrance hallway. **BELOW LEFT:** The family's office is painted in a soft, vintage pastel that complements the décor. **BELOW RIGHT:** A barrel mirror and fun industrial pendant light give this main floor powder room punch.





JENN-AIR®

SERVING THE AREA FOR OVER 60 YEARS

SQUARE DEAL NEIL'S

TV AND APPLIANCES

SALES & SERVICE • NEW & USED
 Hwy 21, Southampton 519-797-3905
 sinclairtv@bmts.com www.squaredealneils.ca
 Large enough to serve you, small enough to care!

“We didn’t get the full experience so we are looking forward to fully utilizing it when we build our next home,” says Serena.

The project management system they are referring to is the core of Alair Homes’ philosophy for managing custom built homes and renovations, one that strives to bring greater peace of mind to clients.

“We show every cost, down to the cent,” explains Ben. “We do all the research before giving a quote and the clients select everything beforehand so they know exactly what they are getting into.”

Each and every Alair Homes client gets a personal log-in on the Alair website, and there they will find every quote from each sub-trade and supplier they’ve received for every portion of their project, all the copies of their plans and communications and an up-to-date budget compiled from all that information. Basically, no surprises – exactly what the Freeburns were looking for. *Continued on page 28*



ABOVE: A dark statement wall draws the eye to the master bedroom headboard, which is a repurposed barn door salvaged from the former Freeburn family farm.

LEFT: The master en suite, complete with marble-look tile flooring and industrial-style pendant lights, mirrors the all-white look of the family kitchen situated below it.

ALAIR
HOMES

LIVING BETTER STARTS HERE

ben.freeburn@alairhomes.com | (519) 385-0845 | www.alairhomes.com



ABOVE: The upstairs guest bath features a floating vanity. **RIGHT:** The nursery is a soft and comfortable space adorned in rich, neutral textures, while gold triangle wall decals add a touch of glam.



*A little temptation ...
from those who spend their lives
trying to avoid it.*

Country Charm
Mennonite Furniture

Furniture to match your look and needs. Let us design and build for your home.

Bedrooms Buffets & Hutches Chairs & Rockers Tables Home Office

17 George St, Caledon 519-927-1789 | Hwy 6 & 10, Owen Sound 519-376-4434 | www.ccharm.com

The Freeburns have a lot of history in the area. Their parents were the founders of Freeburn Fine Homes, so breaking from that name was a little emotional for the duo, but it was the next best step for the family team.

“We do have a bit of history there,” say Ben and Dylan, “But, we were friends with the founder of Alair Homes, Blair McDaniel, and the client-control process they champion really appealed to us. There is a real need in the industry for transparency and better communication and we saw a way to achieve that with Alair.”

“Really, we are carpenters,” says Ben. “Our training wasn’t in business; focusing on that aspect is hard for a small business. Alair Homes’ network helped us evolve from entrepreneurs and provided us with the tools to be fully transparent and accountable to our clients,” a feat that would have been difficult to manage on their own.

What wasn’t difficult to manage was the construction of Dylan and Serena’s new family home. The couple made a great team and survived the project because of their love for design and building. **OH**

LOCAL SOURCE GUIDE

Allen’s Home Building Centre • Bob Love • Drywall By Phase V • G & M Electric • Gary Cobean Sheet Metal • Great Northern Insulation • Greg Williamson Design • Greyfair Flooring Inc. • Hillis Contracting • John Bridge Plumbing and Heating • Martin’s Home Hardware • The Old Barn Polished Stone Creations • On Track Door Systems • Paul Eagleson Furniture • Port Elgin Home Hardware Building Centre • Rebecca Newcombe • Serena Freeburn • Shane Bradfield Masonry • Shore To Shore Glass • Square Deal Neil’s • John C. Sweeney Concrete Finishing • Travis Wilder Contracting • VanDolder’s Home Team • Welsh Construction • Wood and Wallworks



ABOVE: The laundry room features a touch of country-rustic décor, with laundry essentials displayed in glass jars and wooden crates.

OUR HOMES SPECIAL ADVERTISING FEATURE

Mortgage Insurance: Is there another, perhaps *better* option?

Whether you’ve bought a new house or cottage, most people likely bought that property with a mortgage. Along with that mortgage comes the question “Would you like to insure your mortgage?”. Many people do end up taking mortgage insurance through their lender, most often because it’s “easy”. No blood tests or long questionnaires. You do this without realizing that “easy” is not always the best way to protect your family and your wealth from an unexpected health event.

There are many features and differences between mortgage insurance from a lender and personally owned insurance policies. For example:

| Feature | Insurance with Lender | Personally owned insurance |
|-------------------------------|---|---|
| Constant Death Benefit | No, benefit declines as the mortgage declines. | Yes, benefit is fixed at the time of purchase. |
| Choice of beneficiary | No, beneficiary must be listed as the lender. | Yes, any beneficiary may be listed and choose how to use the benefit to their best advantage. |
| Underwriting approval | Insurance is not underwritten and approved until after a claim is made. There is a risk that the insurance may not pay out based on findings. | Complete underwriting and approval before policy issued. |
| Effect of refinancing | Any type of refinancing may cause cancellation of insurance. If borrower has health issues, new coverage may not be available. | Moving between lenders, changing residence or refinancing has no effect on policy. |

If the above information has made you at all uncomfortable, it likely means you need to take another look at your insurance coverage. Dealing with an unexpected health event is made exponentially worse when it is followed by an unexpected insurance event.

Contact **Michele Mannerow**, Insurance Representative with **RBC Dominion Securities** (www.mannerow.ca), at 519-376-2018 to help you determine if your insurance makes sense for you.

This article is supplied by Michele Mannerow, an Insurance Representative with RBC Wealth Management Financial Services Inc., a subsidiary of RBC Dominion Securities Inc. (Member-Canadian Investor Protection Fund). This article is for information purposes only. Please consult with a professional advisor before taking any action based on information in this article.



comfort zone



Rusty Star employee Brandon Storz

RUSTIC AND RECLAIMED

STORY **JENNIFER SCHLEICH** | PHOTOGRAPHY **BONNIE FOX**

THE PLACE: It's been eight years since **The Rusty Star** first opened its doors in Maxwell under the ownership of Tina and Paul Lisanti. Once a little shop sharing space with Maxwell Farm Service, it has grown up and out into a building of its own that attracts tourists and locals to a tiny little dot on the map of Grey Highlands. "We decided we needed to build a larger facility to showcase the growing popularity of solid wood Mennonite and craftsman-produced furniture, as well as country-themed décor," says Tina.

THE STYLE: The 13,000 sq. ft. furniture and décor store has become a trove of rustic and vintage-style pieces, both true reclaimed constructions and stylish primitive reproductions. From bedrooms to dining sets, linens to rugs, jewelry to fashion accessories, outdoor cedar furniture to garden accents, the Rusty Star outdoes itself each season. "The predominant themes in our store are rustic, primitive and country," adds Tina.



WHAT'S HOT: Reclaimed barn doors are in demand. A new in-store display has been attracting a lot of attention from customers since it first appeared, owing to the wildly popular look barn doors bring to a home. "Barn doors are really trending right now," explains Tina. "They can be custom made to fit any space, with a choice of wood and stain." Reclaimed wood is also popular. According to Tina, their most popular bed is a king frame constructed from barn beams.

FAVOURITES: The sheer amount of wood behind the glass doors creates an atmosphere that must be experienced. "Our store is very interactive," says Tina. "You are invited to sit on our oversize red lawn chair, solve the Mennonite-made horseshoe puzzle, and we also have a play area for children." Stock is constantly changing but tried and true items include: glittering Christmas decorations and tree baubles, fuzzy wool caps, gloves and scarves, elegant wrought-iron door hardware and hooks, and a selection of beds that would make Goldilocks drool. "We know our job is done when customers leave with smiles on their faces, and when we see them returning to visit the Rusty Star on a regular basis," notes Tina.

GET THERE: 408065 Grey Rd. 4, Maxwell 519.922.2010 | therustystar.ca OH



RELIABILITY

**IT'S NOT JUST GETTING THE JOB DONE.
IT'S GETTING THE JOB DONE RIGHT!**

For the dependable service and solutions you need.



KEN PHILP

PLUMBING · HEATING

AIR CONDITIONING · GEOTHERMAL

Residential - Commercial - Industrial - Institutional

Dave Lennox
PREMIER DEALER
LENNOX

LENNOX
HOME COMFORT SYSTEMS
Innovation never felt so good.™

(519) 372-0688 • OFFICE @KENPHILP.COM

128 Jason Street, Springmount Business Park, Owen Sound



NEW! Environmentally safe dry ice blasting for removing old coatings from interior and exterior wood.

Log home maintenance | Deck refinishing
Brick cleaning and sealing | Interior and exterior painting
Hot water and steam cleaning for dirt and mildew.
Removing efflorescence from brick and masonry.

CUSTOM Soda
Prep & Paint

104 Shane St., Unit 2B
Springmount Industrial Park
Owen Sound

Call for Free Estimates
519-378-3590

www.customsoda.ca
ecostore@customsoda.ca

The **Rusty Star**

Solid Wood Mennonite Furniture & Country Home Decor



LOCATED AT GREY RD. 4 MAXWELL

www.therustystar.ca | (519)-922-2010 | therustystar@live.com

Hours: Mon-Fri: 9:00 am - 5:30 pm
Sat: 9:00 am - 5:00 pm (Closed Sundays)

BI-FOLD DOORS ONE LARGE OPENING

- Chic + practical
- 3-10 panels wide
- Aluminum clad or wood



LEPAGE
MILLWORK

NEW!

INTRODUCING THE NEW HYBRID WINDOW!

- Contemporary looks
- Strength of aluminum clad with efficiency of PVC



Van Dolder's
HOME TEAM
CUSTOM EXTERIORS

Owen Sound
1624 28th Ave East
Phone: 519.376.1624
Toll Free: 800.530.0735

Collingwood
20 Balsam Street, Harbour Center
Phone: 705.444.5601
Toll Free: 877.468.5747

vandolders.com



Ground Effects
Landscapes

UNRIVALLED LANDSCAPE DESIGN & CONSTRUCTION
519.364.5151 • GROUND EFFECTS INC. CA



Hang sheers as wide as possible, covering a whole wall.




STORY YANIC SIMARD
PHOTOGRAPHY TED YARWOOD

Sumptuous Neutrals

1 One of the best ways to emphasize the crispness of white is to give the eye something to compare it to. A dash of cream or pale grey will let the white sparkle by comparison, while also giving your palette some depth. Try Benjamin Moore's OC-23 Classic Gray for a subtle contrast.

2 Gold is a must-have metal, and a classic way to warm up a chilly space without resorting to hot hues like red or orange (which can go out of fashion much more quickly). Switch out aluminum-legged tables or plain black frames with a gold upgrade to add a bit of unexpected but inviting sparkle.



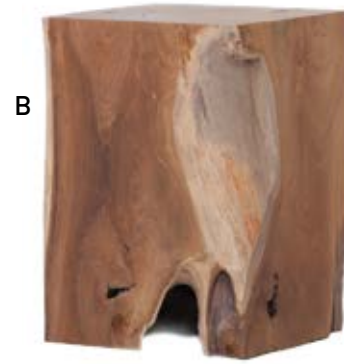
How To: Use an off-white paint for details in the space such as cabinetry, window trim or banisters (which will also help hide fingerprints), and hang a few gold-framed mirrors for double depth.

Touch-Me Textures

3 Breezy sheers are virtually essential to creating a light and airy white-on-white look: they evoke the feeling of beach-front resort residences. Hang them floor to ceiling, even letting them puddle just slightly on the floor, for an easy, casual elegance.

4 Every space needs texture, especially a monochromatic one. Contrast light and soft materials with heavier fabrics (like rich velvets or rugged wool) so the tactile palette is diverse, even when the colour scheme is simple.

How To: Hang sheers as wide as possible (covering a whole wall for the ultimate European resort effect) and pile on plush pillows to round out the fabric palette.



Natural Materials

5 Wood floors work for virtually any sort of space, but they're especially essential to making a white room feel like home. Don't have hardwood to show off? Add some in with accents like woodblock side tables, wooden picture frames, a butcher-block counter or some simple driftwood art.

6 Marble, quartz and other stones are a rich source of organic patterning that adds visual interest and even more texture to a space, further highlighting the crispness of white while adding some perfect imperfections to keep the look from feeling clinical.

How To: Use stone and wood for surfaces like flooring, counters, backsplashes and tile, or introduce these natural elements through stools, chests, tables and other small furnishings.



Undercover Colours

7 Navy is a special kind of colour: it's a true neutral, but also a radiant hue. It's a perfect go-to when you want to add some interest to your palette without overwhelming other colours – plus it helps make whites look extra clean and bright.

8 Leafy greens are another option that feels like a neutral "non-colour" while actually sneaking a new hue into the room along with a sense of natural life. Grab anything from an oversized fiddle-leaf fig tree to a small easy-care cactus to give a room a breath of fresh air.

How To: Add navy upholstery, pillows, or accessories – and a living plant – to cheat some colour into an all-white scheme without disrupting the breezy ambience.



Finishing Underfoot

9 Spreading your colour palette throughout a space creates cohesiveness, and this is true even for white. Use rugs, ottomans, or other low pieces to add hits of white into the centre of the space, so it isn't only found on the walls – this way the entire room will feel tied together.

10 As a final touch, a bold black and white rug can't be beat. Even a clean white space can use some graphic black to punctuate it, and a geometric pattern adds some dynamic energy that keeps the space engaging, no matter where you look.

How To: A timeless black and white stripe works anywhere, from the living room to the bathroom to the foyer. For an alternate option, try a classic black-and-white cowhide, which can fit into small or odd-shaped spaces. **OH**

BRINGING WHITE to life



Here's a trick question: How do you make a stark white space feel like a cosy home? My first step is to cheat with a near-white shade, like Benjamin Moore's 2124-70 Distant Gray. If you love this clean but welcoming look, read on for 10 more tips to take your space from blank slate to beautiful.



Flooring in wood or stone makes a white room feel like home.



A. CURREY & COMPANY: Delano Occasional Table
B. EQ3: Solid Teak Wood Stool – Rectangle **C. THE PILLOW COLLECTION:** Hertzell Solid Pillow in Sapphire
D. TANDY LEATHER: Hair-On Cowhide in Black and White **E. ZUO:** Arizona Rug **F. EQ3:** Pouf in Natural

online Get more design ideas at ourhomes.ca/mag/design



STORY **WALTER FRANCYK**
ILLUSTRATIONS **SHEILA BRITTON**

HOW TO SAVE ON *high* ENERGY PRICES

Soaring electricity bills and seesawing natural gas prices

are spurring home energy conservation like never before.

In the past five years, Ontario's hydro rates have jumped 50 per cent for off-peak power and 77 per cent for on-peak energy. During the same period, natural gas prices have bounced year-to-year and currently sit at 24-30 per cent lower than in 2010. But in 2014, one major gas company was charging twice as much as it did in 2015.

Home heating takes the biggest bite of home energy costs in Canada and it's where homeowners can best pare expenses. Keeping cold out and heat in is the most basic and cost-effective method to do so.

Improve The Thermal Envelope

Improving a home's thermal envelope – the walls, windows and doors – with insulation, weatherstripping and caulking can cut heating bills. Double-pane windows and insulated doors also help. "The best way you can save energy in a home is the envelope," says Dale Tebby, owner of Team Tebby Air Conditioning and Heating. "Insulation is the best place to spend your money. There's no question about that," says Tebby, a home heating expert for 48 years. "If you get your heat loss on the structure low enough, it doesn't matter how you heat it. It's cheap."

Install A Programmable Thermostat

Small and inexpensive, a programmable thermostat that automatically turns heat down at night or when a family is out of the house can cut energy bills by as much as 10 per cent, Ontario Hydro estimates.

Burn Wood

A clean-burning, energy-efficient wood stove or fireplace can save money on home heating, says Shelley Wallace, co-owner of Fireplace & Leisure Centre. "Even using your wood-burning appliance in just the two coldest months of the year, January and February, can save up to 40 per cent of your annual heating costs," she says. A reliable firewood supplier, she says, is essential to getting wood in a timely fashion and dried properly or delivered early enough to be stacked and dried before the heating season. The cost of a wood stove and installation varies, depending on the type of stove, difficulty of installation and chimney height. "A full system, including product and installation, would range from \$4,500 to \$15,000," Wallace says.

Go Solar

Harnessing sunshine to make electricity can help to offset electrical bills. Under Ontario's microFIT program, homeowners can get a 20-year contract to produce solar energy and sell it to the power grid. Stuart Watt, general manager of Paid4Power, a firm that installs solar panel systems, estimates the average cost of a microFit project at \$36,000. He predicts it will generate a gross income of about \$80,000 over 20 years. "These systems pay themselves off after approximately seven-and-a-half years," he says.

Net metering is another method using almost the same technology. It has a two-directional meter that credits a homeowner's hydro bill with the solar energy produced for the grid, effectively lowering the monthly electricity bill. "While it is impossible to eliminate the bill completely, a proper sized system can lower the bill by as much as 95 per cent," Watt says. These systems pay for

themselves after about 10 years, he estimates.

For those who want complete electrical energy independence, an off-the-grid solar power system that stores electricity in batteries costs an average of \$55,000 and takes about 20 years to pay for itself.

Increase Efficiency

If a home furnace is 15 years old or older, replacing it with a high-efficiency Energy Star model can save more than 30 per cent of annual heating costs, manufacturers estimate.

Tebby's heating company goes even further. "We wouldn't sell you a furnace that wasn't way better than Energy Star," says the owner. "What we're selling now typically is 96 per cent efficient – two-stage furnaces that have an electronically controlled, variable speed motor. We consider that a bare minimum," Tebby says. "That's what's going to give everybody the best bang for their buck both in comfort and energy."

He cautions against scrimping on the cost of the furnace itself. Someone who insists on a cheaper furnace might save \$100, but will promptly pay that saving to Ontario Hydro or a fuel supplier within a year, he warns.

Total Control

For homeowners who want to control more than heat, smart technology, such as the Control 4 system, is an option. These systems can regulate thermostats, manage lights, adjust the blinds or draw the curtains. If the garage door is left open, the system can alert the homeowner and then shut it. It can turn off all the TVs in the house, lock doors and set alarms – all controlled from a touch screen, computer or cell phone, from anywhere in the world. **OH**

Come home to comfort...

Geothermal Comfort Systems



turn to the experts™



Have our South-Port Team turn this season into savings for a more comfortable future!!



SOUTH-PORT
MECHANICAL
GEOTHERMAL

Furnaces | Fireplaces | Air Conditioning | Electrical | Plumbing

Visit Our Showroom at 4475 Hwy 21 Port Elgin
519.389.2665 (COOL) | 519.389.4328 (HEAT)



planting ROOTS

STORY JENNIFER SCHLEICH
PHOTOGRAPHY SANDY MACKAY
FLORAL ARRANGEMENTS DESIGNS BY BRENDA

Set out north from Wiarton and drive 15 minutes down a narrow and winding Bruce Peninsula road, and there you will come to Colpoys' Bay, a place comprised of such peacefulness and beauty that it makes people want to throw down roots and never leave. That's what happened to Ron and Lynn Berchtold.

The story started simply enough for Ron, with childhood summers spent on Colpoys' Bay, but as Ron grew up and went on to marry and have children of his own, he and his family continued to return to the charming picturesque waterway. For Ron and Lynn, taking their children to visit Ron's family cottage was an annual requirement, and as the summers passed, the couple longed for a cottage of their own.

Soon, a rustic cabin became their humble seasonal abode, where it still stands adjacent to the site that now features their full-time home. Today, the cabin is visible through the trees beyond the extra-wide glass patio door (**VanDolder's Custom Exteriors**) of their new home designed and built by **The Great Lakes Frame Company** and comprised of timber frame and stone (**Owen Sound Ledgerrock Ltd.**).

As winter sets in, the aroma of freshly-baked bread seeps throughout the two-storey home from a custom wood-fired pizza oven nestled in a stunning stone fireplace on the main floor (**Bloodworth Masonry Inc.**). The fireplace is sufficient enough to heat the home and draws the family together under the soaring timbers of the great room. *Continued on page 40*

LEFT: The great room of Ron and Lynn Berchtold's home showcases the timber frame structure that is a specialty of The Great Lakes Frame Company. The stone fireplace houses a custom pizza oven.



CLOCKWISE FROM TOP LEFT: (1) Colourful tableware adds a touch of the summer cottage lifestyle to this year-round Colpoys' Bay home. (2) Ron tends to the homemade bread baking in the wood-fired oven. (3) Each guest bedroom space features a cosy window bench nook. (4) The classic black and white theme of the upstairs bathroom allows for the décor to be changed easily over time. (5) Thick maple slabs and iron railings add a contemporary punch to the rustic timber-frame home. (6) The guest bedroom features a grey tufted headboard and the elegance of oversize curtains. (7) A fun industrial scone contrasts the rustic mirror in this powder room. (8) An ensemble of painted wooden birds adorn one of the couple's many antique pieces.





“It was great to work with **Pliny Loucks** and The Great Lakes Frame Company,” says Ron. “We gave them our wish list and they did a design, then we tweaked it and they were open to everything. Our whole plan, from the original consultation, was to build local and they helped make that happen. He’s a family man like us, so he just gets it.”

The kitchen was an important element in the Berchtolds’ home. Beyond the simple joy of connecting with one another over a table of food, their daughter owns her own restaurant and the whole family seems to possess a natural talent for whipping up delicious dishes. Designed by Lynn and built and installed by **Harvey Stutzman**, it features cherry cabinetry with a contrasting painted lower section and Hermosa granite countertops from **The Stone Show** (stone sourced from **Ebel Quarries**).


“This whole house is geared around cooking,” says Ron. “The pizza oven is great, you can make bread or cook a roast, and we have another outside.”

It’s also geared around their individual hobbies, from a crafter’s haven to a private dock for Ron’s handcrafted Outer Banks 20 fishing boat. The lower level – which houses both the woman cave, a spacious quilting room for Lynn, and man cave, a luxurious spa retreat for Ron – has in-floor heating. The garage is additionally equipped with in-floor heating, in order to accommodate the couple’s eventual plans to convert a portion of the space into a winter greenhouse. They plan to overwinter some delicate plants, including oleander and fig trees. Gardening is a huge part of life at the Berchtolds. *Continued on page 42*

TOP: The look of the timber frame interior is carried through to the exterior façade with timber pillars and arches. **LEFT:** Melissa Emke and Bill Turner of The Great Lakes Frame Company relax on the porch of the Berchtold’s home.



LEFT: The custom kitchen in cherry wood was built by a local Mennonite carpenter and features sleek, dark granite from The Stone Show. **BELOW LEFT:** The main floor living area is comprised of an open-concept kitchen and dining area and a family lounge. **BELOW RIGHT:** A solid wood dining table from County Charm Mennonite Furniture has a sweeping view of the bay.



A montage of antiques (**The Bruce Beckons**) are artfully scattered throughout the home, which was thoughtfully decorated by Lynn. Each of the home's rooms feature a unique decorative theme and the guest bedrooms offer a pleasant dose of clean symmetry. The master en suite is inspired by the classic glam of 1960s Hollywood, while the upstairs bathroom is decked out in a fun black-and-white look with pops of colour, and the guest bedrooms feature a more traditional primitive feel.

"I designed all the bathrooms; I always wanted a black-and-white bathroom," says Lynn. "I wanted the upstairs to have a more old world look because of the timber ceiling." She describes how the shapes and angles of the low timbers became permanent design elements in the upstairs space.

The whole home is knit together by the rich character and colour of wood, from the timbers down to the unique hand-oiled white oak antiques that covers every room, with the exception of the bathrooms (tile installed by **Rob Rutherford**) and the slab maple staircases. Locally crafted interior and exterior wood doors add to the home's style (**Desboro Doors**).

Though Lynn and Ron never saw a permanent home for themselves on Colpoys Bay, it's almost as if the bay itself had remained poised all these years waiting for them to build their forever home.

"When we originally bought the cottage next door, the owner wanted us to buy this lot as well," explains Lynn. "He really tried to convince us, but we said no. Years later when it came up for sale again we decided to spend our anniversary savings on the lot and build instead of travelling - this is our safari."

Continued on page 44

TOP: The basement bathroom is actually a luxurious spa-like retreat, featuring an eye-catching slab of granite in the shower. **BOTTOM:** The "woman cave" in this house is an expansive quilting and craft room, featuring ample work space, storage and a tiled floor with in-floor heating.



Stone Ridge

WOODCRAFT

AUTHENTIC CANADIAN FURNITURE
DESIGNED AND BUILT FOR YOU.
WORKING WITH RECLAIMED WOODS,
SELECT HARDWOODS, METALS,
AND GLASS, WE CRAFT FUNCTIONAL
ART TO COMPLEMENT YOUR SPACE.



WE ALSO DO CUSTOM MANTLES,
BAR TOPS, HARVEST TABLES,
DECOR, AND MORE.



CUSTOM WOOD

(416) 458-3242

STONERIDGEWOOD.CA

MARKDALE, ONTARIO




Live a little. Outside.

NEERHOF
LANDSCAPES
neerhoflandscapes.com



LEFT: The master en suite was inspired by the classic look of Hollywood glam, from its marble floors to the gilded gold vanity mirrors. **BELOW:** The master bedroom is home to several of Lynn and Ron's antique finds, including a vintage light fixture salvaged from a local market. **RIGHT:** The upstairs hallway connects to the home's guest spaces and overlooks the living area below, with a stunning view of Colpoy's Bay.



The Berchtolds will continue to put their old cottage to use, as a second guest space for big family gatherings and as a temporary home for themselves when they gift summer "cottage time" at their new house to the Hospital For Sick Children for terminally ill children and their families through a foundation called Cottage Dreams.

"Our kids grew up in that super rustic cabin," says Lynn as she looks through her kitchen windows. "We were always loath to tear it down." In the end they didn't have to. **OH**



LOCAL SOURCE GUIDE

- Ashpark Electric • Bob Wagner • Bloodworth Masonry Inc.
- The Bruce Beckons • Country Charm Mennonite Furniture
- Desboro Doors • Georgian Bay Marble & Stone • The Great Lakes Frame Company • Grey Bruce Paint and Décor
- Harvey Stutzman • Jon Steel • Jones Contracting • Mueller Plumbing Contractors • Owen Sound Ledgerock Ltd. • Rob Rutherford • The Stone Shop • VanDolder's Custom Exteriors

BUY DIRECT FROM THE SAWMILL!



- ALL DECKING MATERIALS
- BOARD & BATTEN ■ POST & BEAM
- WHITE PINE FLOORING ■ T&G SIDING

High Quality: White Pine, Red Pine, Cedar, Hemlock
1" Boards - 2" Dimension; 4" and 6" Squares

CALL FOR QUOTE



MOGGIE VALLEY TIMBER INC.

RR#1 Holland Centre, ON

519-794-0018

www.moggievalleytimber.com

Mon - Thurs - 7:30am to 5:30pm

Friday - 7:30am to 12:30pm

POSTECH
SCREW PILES

PERFECT FOR ANY
CONSTRUCTION OR RENOVATION PROJECT

STARTING OFF
ON A **SOLID FOUNDATION**

THE MOST TRUSTED SCREW PILE EVER DESIGNED!
GUARANTEED

TO CONTACT YOUR EXPERT INSTALLER

POSTECH GREY BRUCE
grey-bruce@postech-foundations.com
519-924-0050 | postech-foundations.com

THERMAL PILES

The Municipality of Grey Highlands

www.greyhighlands.ca

The place for all seasons!

CENTRE GREY BUILDING SUPPLIES



Your one stop home building and improvement store. We carry lumber, insulation, plumbing, electrical, panelling, roofing, handtools, paint, windows and doors. Free delivery and estimates.



74 Lorne St., Markdale
519.986.2641
1.800.461.7093

FLESHERTON/MARKDALE HOME HARDWARE



Markdale and Flesherton Home Hardware for all your paint, plumbing, electrical, hardware, household and outdoor needs. Markdale now carrying a wide selection of safety footwear with the best brands at great prices. Come in and check out our new product lines. As always, our friendly staff are here to help.



Markdale 519.986.3011
markdalehomehardware.ca
Flesherton 519.924.2430
fleshertonhomehardware.ca

THE MARKET SHOPPE



Bringing the feel of a farmers' market to a store. Step up to the take-out lunch counter for delicious soups, sandwiches, and baked goodies, including homemade cookies. We also have premium quality meats and gluten-free products, local products, and fresh in-season produce. Check out our Facebook page for the daily soup, specials and new products! Selling the full line of Anke products.

7 Toronto Street
Markdale
519.986.4144

TOP O'THE ROCK



Everything you need in 1 stop Groceries – Deli – Bakery

- Rotisserie Chicken & Wings
- The BEST GOURMET pizza
- Every Order Custom Made!
- Caring staff • Quick lunches
- Sandwiches made to order

A MUST TRY from our Bakery
Our Croissants & Banana Breads
We hold ourselves to a higher standard.
YOURS!
Open Daily 7:30 a.m.

Grey Road #13
Eugenia
519.924.3244 519.924.3185

decorating



1



2



3



4

marble

noun | mar·ble | \ˈmār-bəl\

A hard crystalline metamorphic form of limestone, typically white with mottlings or streaks of colour, that is capable of taking a polish and is used in sculpture and architecture.



5



6



9



7



8



10

1. CURREY & COMPANY: Thompson Console Lamp, Brass 2. CB2: 2-Piece Marble Dip Server 3. KOHLER: Botticelli Vessel Sink 4. CB2: Marble Trivets 5. EQ3: Spot Wall Knob 6. CB2: Marble Wall-Mounted Shelf 7. ARTERIORS: Quirin Table 8. MADE GOODS: Caspan Stool/Side Table 9. JONATHAN ADLER: Brass Tic Tac Toe Set 10. WILLIAMS-SONOMA: White Marble Stand, Large OH

Add a Stylish Touch to Your Home this Christmas...

Custom Countertops by Di Pietra Design



Photo Supplied By: ALL ABOUT KITCHENS



Ask About Our Holiday Specials!



DI PIETRA DESIGN COUNTER TOPS

EXCLUSIVELY AT DI PIETRA DESIGN EVEREST WHITE GRANITE

705.727.0096 | 672 Welham Rd - Barrie | www.dpd360.com



Christmas TREE

STORY MELANIE REKOLA

Choosing a live Christmas tree is a time-honoured tradition that comes but once a year. Knowing what to look for, what variety to choose and how to keep it fresh and fragrant after decking your halls can be a challenge for many a yuletide enthusiast.

Heed these words of choosing well to keep your Tannenbaum from turning into a Charlie Brown special before Christmas day. And maybe, just maybe, it will last into the New Year's festivities!

PLAN AND PREPARE

Firstly, choose and clear the space where you'll be standing your Christmas tree. Measure the area, including ceiling height, but remember to subtract the height of your stand and the angel or star you'll be placing at the top. Note the size of your stand. Will your tree's trunk fit? You must be sure, as trees whose bark is stripped to fit will surely die a fast death. Are there nearby electrical outlets that are free to service the lighting? And how will you get it home? As the old adage says, if you fail to plan, you plan to fail.

CHRISTMAS TREE TYPES

Choosing an Ontario-grown tree is the best choice not only for the freshest and longest-lasting tree, but for the environment and local economy as well. Most of these evergreens are actually cut three to four weeks before they are available for sale to avoid messy sap production. You may recognize some of these specimens growing in local forests or even in your own backyard.

1 White Pine: Graceful branching and soft needles make this tree a bit hard to decorate, but it can be worth it for the sheer ornamental value alone. It sports nice greenish-grey foliage too.

2 White Spruce: Strong slender twigs and dark-green foliage hold ornaments well. This spruce is a moisture sucker and requires frequent watering to prevent needle drop.

3 Scots Pine: A very thick, hearty, green tree that holds needles well. This is the most popular Christmas tree available.

4 Balsam and Fraser Fir: Similar to white spruce in branching and shape but with softer needles. Great needle retention, and colours vary from bright green to blue green.

5 Blue Spruce: Stout silvery blue or blue-grey branches with sharp, dense needles and strong branches that hold heavy ornaments with ease.

SELECTING THE FRESHEST TREE

Choosing a Grade A tree is similar to choosing the best produce at the grocery store.

- After you find the ideal-looking tree, lift it a few inches off the ground and let it drop. If needles shed from the exterior branches, this tree is far from ideal. Note that needle drop from interior branches is completely normal.
- Now it's time to give a branch a gentle squeeze. Are you left with a bunch of needles in your hand? If so, move on.
- The last test is to crush a few needles in your hand. Does it have a fresh tree scent? That's a good sign as evergreens with little fragrance are often past their prime.
- Now have your chosen tree wrapped in netting for easy transport.

BACK AT HOME

Before bringing your new tree inside, you must make a fresh cut to its trunk. This is how the tree uptakes water, making this an

absolutely essential step if you want it to last. While you're at it, remove some of the lower branches to leave room for the gifts. Once standing, be sure to give your evergreen plenty of fresh, clean water as soon as possible. This new *Arbre de Noël* is going to suck up at least a gallon of water over the next few days and needs constant top-ups. Keep at it until the uptake subsides a bit and keep water at a constant level from then on. Finally it's time to trim your tree, crank the Christmas tunes and be merry.

How lovely are thy branches! **oh**

Melanie is a certified horticulturalist and landscape designer.



CHRISTIE'S
INTERNATIONAL REAL ESTATE

ReadHilton.com
View our MOVIES

Always There

**Selling Real Estate in the
Beaver Valley and on Lake
Eugenia, in Grey Highlands
and the encompassing
Southern Georgian Bay.**

READ HILTON

Sales Representative
705 351 8100
Read@ReadHilton.com

GAIL CRAWFORD

Sales Representative
705 445 3751
Gail@GailCrawford.com

LIST LOCAL. MARKET GLOBAL.

Our international network includes 950 offices in 47 countries.

CHESTNUT PARK REAL ESTATE LIMITED, BROKERAGE

393 First Street, Suite 100 Collingwood Ontario L9Y 1B3 | Tel: 705-445-5454 | Fax: 705-445-5457

This is not intended to solicit buyers or sellers currently under contract with a broker

HOUSE HUNTING

PHOTOGRAPHY STEVE SMALL

Buying or selling a home can be a daunting task. Whether your to-do list is a mile long, or you have a hundred questions, these professionals can help you through the process.

DEBBIE DUPLANTIS, JOYCE DUDGEON & JERYN PAIGE DECOPPEL

Re/Max Land Exchange Ltd. Brokerage, Port Elgin

What's your best tip for staging a home for sale? Get rid of all that clutter and keep pets out of the home during showings and open houses.

What are the benefits of working with a team of agents? With a team there is always someone available to look after your needs and clients have access to the combined experience and knowledge of multiple people.

What is the state of the Grey/Bruce market? It's been a busy year for sales and we expect that to continue for the foreseeable future.

SHELLEY MCMILLAN

Re/Max Grey Bruce Realty Inc. Brokerage

What's your best tip for staging a home for sale? Staging a home for sale is easier than you may think. We always tell people this is your home and you live in it, as long as it is clean, neat and tidy it will show well. Not everyone can repaint or rent a storage locker to achieve a magazine look.

How can you help clients determine a selling price? Selling prices are dictated by the market. We usually look for properties with similar location, square footage and lot size that have sold recently in the area as a starting point.

How do you help buyers strike a balance between their wish list and what is available? We feel communication is key and my keen eye for envisioning renovations helps (from major additions to simple paint changes). As long as the home has good bones, a homeowner can make any home what they want.



MICHAEL MAISH, CHERYL WEATHERALL & HELEN LIGHTBODY

Clairwood Real Estate Corporation Brokerage

What's your best tip for staging a home for sale? The best thing to do is hire a stager. We offer a consultation with a professional to most of our clients. Definitely de-clutter and minimize personal items like family photos. Also, keep animals tucked away safely for showings and clean up.

What advice would you give a buyer? Buyers should consider their needs and think about how they will be using the home they are about to purchase. Will it be full-time? Seasonal? How many people will live there? etc. Buyers should add everything they love about the area and home to a pro-or-con list and they should also consider resale value in that list.

What are the benefits to working with a real estate agent? Buyers and sellers should interview several realtors to find a trustworthy person who will proactively represent their interests. Realtors are trained to protect their clients and make sure they are fully informed about a home, which can be very important in rural areas where costly wells and septic systems are involved.



MICHELE MANNEROW

RBC Wealth Management

How can young people plan for their future? Young couples are often tempted to spend to their approved limit on a first home, but it's important to remember how future expenses may impact income. I also help clients recognize how interest rates can change over the life of a mortgage.

Investment advice on home sales: We offer advice on saving for down payments using RRSPs, the Home Buyer's Plan and TFSA's, help people protect their assets and future earning potential with disability and life insurance protection, and provide advice on investing any capital gains for home sales.

What other services do you offer clients? We help people organize their finances and determine the most direct route to retirement using efficient and effective strategies. We help clients of all ages track the value of and protect their estate. Michele is an Investment Advisor with RBC Dominion Securities Inc., member CIPF. RBC Dominion Securities Inc. is a member company of RBC Wealth Management, a business segment of Royal Bank of Canada.

GAIL CRAWFORD & READ HILTON

Chestnut Park Real Estate

What's your best tip for staging a home for sale? De-cluttering and organizing your home is the number one thing you can do.

Something unique you offer clients: We do a walkie-talkie tour, which involves families following us in their vehicle for a scenic tour of Beaver Valley, including the ski club and Lake Eugenia. It's a neat process that allows children to stay in the comfort and safety of their car seats.

Who is buying and selling in Beaver Valley? Most buyers are incoming families from the Greater Toronto Area who have recently joined the Beaver Valley Ski Club. Many of the homes we have listed for sale belong to retirement-aged and older couples who have chalets or country properties and are looking to downsize and move closer to urban areas.



PHOTO: WENDY WEBB

decorating

Light It Up

STORY MELISSA HARE

Whether it's a dinner party or a weeknight meal, a formal dining room or a causal dinette, your dining space is an important part of your home. With holiday gatherings upon us, now is a great time to update your dining room lighting.

Choosing the right light will not only provide a visual focal point in your room, but will create the ideal atmosphere for each dining occasion. Before visiting your local lighting showroom, consider these tips to help narrow your search for the perfect light.

Measure

Before hitting the stores, consider the proportions of your room and furniture. The following three measurements will help determine the size of light that will best suit your room.

- **Ceiling Height:** The height of your ceiling will determine the approximate length of light you should be looking for. When hanging a light over your table, ensure there is enough space between the bottom of the light and your tabletop. Generally, this is about 30 to 36 inches.
- **Table Size:** A common rule of thumb is to choose a light that is one-half to three-quarters of the diameter of the maximum width of your table.
- **Room Dimensions:** If you're purchasing a light before picking your table, consider using the dimensions of the room to determine the right fit. A simple formula that many lighting experts use is to add the length and width of the room. The total of these two dimensions in feet will equal the appropriate chandelier diameter in inches.

For example: If your room is 12 by 14 feet, you will be looking for a light that is approximately 26 inches in diameter.

Locate

You've made your measurements, now it's time to find your electrical box. Ideally you want the electrical box centred over your table, but sometimes this isn't the case. Here are a few options to correct an off-centre electrical box.

- **Swag It:** For a quick and easy fix, consider installing a swag hook above the centre of your table. This means you should be looking for a light with a chain, so you can drape it from the electrical box to the hook. When installing the hook, don't forget to secure it to a ceiling joist.
- **Hide It:** In some instances, the existing electrical box isn't far from the middle of the table. It's possible to create the illusion of a centred light by selecting a fixture with a long electrical box cover. This will allow you to conceal the location of the box and make the light appear to be hanging directly over the centre of the table.
- **Move It:** If you're willing to invest some extra money, consider having an electrician visit to discuss the option of relocating your electrical box. You may even want to add extra electrical boxes to accommodate several pendants over your table. Consult with your electrician to discuss your options before choosing your fixture.

Style

No longer are you confined to a limited selection of chandeliers and pendants. Today's lighting options include lanterns, orbs and a variety of geometrical shapes, allowing you to

truly incorporate your lighting into the overall style of your home. Consider other elements in the space, such as hardware finishes, accent colours and design style, before narrowing your selection. Are there other ceiling lights, lamps or wall sconces nearby? If so, you may want to consider choosing a light with a similar metal finish or style.

Illuminate

While style and aesthetics are important, you also want to ensure that the light you choose will provide the appropriate illumination for your space. If you're replacing a light fixture, check the current number of bulbs and wattage. Is it enough? Do you need more light? If you are satisfied with the amount of light you currently have, make sure you choose a light with equal wattage. When in doubt, choose a light with extra wattage. You can always install a dimmer switch that will allow you to control light levels for each occasion. Now is a great time to switch to energy-efficient bulbs if you haven't already. Speak to your lighting consultant about energy efficient lighting options for your dining space.

Budget

Dining room fixtures vary widely in price. It's a good idea to have a budget in mind when setting out to find the perfect light. A lighting consultant can help narrow down the options that fit both budget and style. It's also important to note that lighting showrooms will often offer a multi-product discount so it's a good idea to consider other upcoming lighting needs. **OH**

1. HINKLEY LIGHTING: Karma Chandelier
2. DVI LIGHTING: Uptown Pendant
3. FEISS: Hobson 3-Light Chandelier
4. ARTCRAFT LIGHTING: Castello Chandelier
5. HINKLEY LIGHTING: Fulton Chandelier



Susan E. Davey
INTERIOR DESIGN


- Commercial & Residential Interiors
- Custom Window Treatments
- Shades, Shutters & Bed Fashions
- New and Expanded Line of Fine Domestic and Imported Fabrics
- Custom Treatments Professionally Installed

Creating uniqueness for over 35 years!

**Serving Tobermory to Kincardine
Kitchener to Collingwood**

sdaveyinteriordesign@rogers.com
519.371.9265

Light Fixture Moment #12
Adding light *and* style to your kitchen.



Find Us on Facebook 519.371.5645

Owen Sound
LivingLighting
LLgreybruce.com

FURNITURE | LIGHTING | FLOORING | FIXTURES | PAINT | KITCHEN | BATH | TEXTILES | ACCESSORIES



FOR ALL THINGS HOME

HOUSE RULES
DESIGN SHOP

1355 BRUCE ROAD 10 (RR3) HANOVER ON
P 226 434 1234 F 226 434 1235
www.houserulesdesign.com

Est. 2014

good taste

celebrate WITH CIDER

STORY SHELBY HILSON

Stock your bar with something a little different to offer guests this season. Served hot or chilled, cider is a great choice for entertaining.

Often referred to as “hard cider” to differentiate from its non-alcoholic cousin, cider is experiencing a revival in Canada. But make no mistake, it has been around a lot longer than you and me. Cider was the choice beverage for early North American settlers and is documented as being enjoyed in England as far back as 55 BC.

At that time, there was no such thing as non-alcoholic apple cider. The Temperance Movement of the 1800s and Prohibition Era of the early 1900s inspired the non-alcoholic alternative that many of us still enjoy seasonally. After the end of Prohibition, beer became the favoured drink due to the population moving into cities and away from orchards, as well as the longer shelf life and easy transportability of barley.

Quite simply, hard cider is made from the fermented juice of apples, but not just any apples. Cider apples are also referred to as “spitters” because of their bitter taste. High in

tannins, the fruit must also contain high sugar levels to encourage fermentation and raise the final alcohol levels, which generally reach five to seven per cent in North American varieties.

When cider fell out of favour with Canadians, many growers started producing cooking and eating apples rather than “spitters.” A few brewers persisted, and in the early 2000s, we began to see craft cideries popping up again.

The Ontario Craft Cider Association was founded in 2013 and has grown from seven to 19 members in less than three years. Not just for apples, some cideries brew with pears or other fruits to create unique flavours. Like every brew of beer and every harvest of grapes for wine, every batch of cider is different.

Its versatility makes it an ideal choice for entertaining. Try a sparkling variety in place of champagne at a celebration, add it to punch or use it to top up a cocktail.

One of our favourites is to serve cider up hot on a cold winter’s day. This recipe will not only warm you, it will warm your home with the aroma of apple and spice and everything nice.

INGREDIENTS:

- 2L hard apple cider (not sparkling)
- 4 cinnamon sticks
- 1 tsp whole allspice
- 1 tsp whole cloves
- 1 orange, sliced into thin rounds
- 1 cup rum, apple brandy or whiskey (optional)
- 1 tsp lemon zest

DIRECTIONS:

- Combine all ingredients in a large saucepan and simmer gently for 30-45 minutes. Do not boil.
- Strain through a sieve and ladle into glass mugs.
- Garnish with apple slices, cinnamon sticks and/or star anise. **OH**



» SOURCE IT

THE NEW, NEAT, UNIQUE, AND FABULOUS
IN GREY & BRUCE COUNTIES



AIR-TECH MECHANICAL HVAC SPECIALISTS

Many people each year are hospitalized or die from carbon monoxide poisoning. Most of them while sleeping in their homes!

This colourless, odourless, tasteless toxic gas comes from carbon-based fuels in our homes, such as wood, propane, natural gas, heating oil, coal, kerosene, charcoal and gasoline. When these toxic fumes are inhaled into the lungs, it replaces oxygen in the blood and prevents the flow of oxygen to vital organs. Symptoms can vary from headaches and nausea to death!

Safety precautions that homeowners should take:
• Have appliances properly vented, maintained and inspected regularly by a licensed professional
• Clean and inspect your chimney annually
• Install CSA approved Carbon Monoxide detectors throughout your home.

Carbon monoxide detectors are now mandatory in all homes that contain fuel-burning appliances.

For maximum protection, CO Detectors should be located near primary sleeping areas and on each level of your home. Any height is appropriate since carbon monoxide is the same weight as air.

DO NOT install the detectors in very cold temperatures, near cleaning products or open flame appliances including stoves, fireplaces or furnaces, near vents or exhaust or behind furniture or other obstructions.

DUE DILIGENCE WILL
KEEP YOUR FAMILY SAFE AND
HEALTHY!!

117064 Grey Rd 3, Keady
air-tech.ca | 519.934.3358

(Please see ad on pg 9)



NEERHOF LANDSCAPES

It’s pretty simple. Getting outside makes life better. We love the outdoors, and we want to share our experience with you. So live a little, outside. We will make it happen.

Who are we? Neerhof Landscapes has grown to deliver the most effective service in the industry with over 20 years experience serving Grey and Bruce. Our creative staff fulfill the needs of our clients by providing fresh insight into the potential of any outdoor living space.

How we do it. We have a passion for creating outdoor beauty. Our skill and ability to construct landscapes is done with utmost quality and craftsmanship. Our team will collaborate with clients to create an outdoor living space that you can be proud of. Perfect for your lifestyle.

Why us? We want to create opportunity. The opportunity for you to experience the full enjoyment of the outdoors that surround you and your home. That involves creativity and innovative design. We take care of each client to ensure that their needs are being met, and that we get our hands dirty in soil, sand or stone.

BTW! We have the knowledge and skill of 3 generations in landscaping. We are a family run business and plan to keep it that way!

519.364.7699
neerhoflandscapes.com

(Please see ad on pg 43)



CLAIRWOOD REAL ESTATE

Clairwood Real Estate Corp. is a full-service boutique brokerage serving the communities of the Beaver Valley and Grey Bruce area and beyond with a dedicated, experienced professional team of Realtors® available to list and sell properties. The team live and play in the area and are passionate about what we do. We offer exceptional service from the start to the finish of each and every transaction.

Helen Lightbody, Sales Rep
519.477.1144

Cheryl Weatherall, Sales Rep
519.373.6664

Michael Maish, Sales Rep.
705.606.5814

We have over 40 years of combined experience to offer our clients and customers. No property is too large or too small for us to handle – we know about residential property, country property, farms, cottages, lakefront, recreational homes, vacant land and a lot more. We have a team of experts available to help you with your well, septic, or pretty well anything concerning your property. We are Realtors® committed to getting the job done.

Do give us a call and check out our websites:
helenlightbody.com;
cherylweatherall.com;
michaelmaish.com to view other properties we have for sale.

Helen Lightbody, Sales Rep
519.477.1144

Cheryl Weatherall, Sales Rep
519.373.6664

Michael Maish, Sales Rep
705.606.5814

(Please see ad on pg 7)



LIVING LIGHTING OWEN SOUND

Living Lighting in Owen Sound invites you to add light and style to your next home decorating project. Many homeowners today want to bring more than just light to their space; they want to incorporate a touch of their own style and personality. Lighting fixtures have become the architectural jewellery of home decorating; the accessory that adds fashion to function. With so many designs and possibilities available though, it can be quite a challenge to find a light that meets all your needs. You probably have a lot of questions as to what you can or can’t do, or should or shouldn’t do. That’s where we can help bring your imagination to life. Finding the perfect light fixture to match your personal style and décor is what Living Lighting does best. We live, think, and breathe lighting on a full-time basis, and that means we can offer you a solution for your lighting needs. Come in and browse our 3,000 square foot store for lighting ideas and let us provide you with some illuminating advice. Living Lighting in Owen Sound – where solutions come to light.

1209 16th St E, Owen Sound
519.371.5645 | LLgreybruce.ca
On Facebook: Living Lighting Owen Sound

(Please see ad on pg 53)

Continued on page 57

twine wrapped TREES



Use nature's neutrals and add a romantic touch to make these seasonal handmade trees.



TREES

Materials:
Jute Twine
Foam Cones

Tools:
Scissors
Hot Glue Gun

How-To

1. Start a small spiral with twine and secure it together with hot glue.
2. Glue the spiral to the tip of the foam cone.
3. Wind twine around the cone, dotting with glue every few inches.
4. Finish by cutting the twine, leaving a few inches to glue to the underside of the cone. **OH**



online Learn how to embellish your trees at ourhomes.ca/mag/twine

» SOURCE IT

THE NEW, NEAT, UNIQUE, AND FABULOUS
IN GREY & BRUCE COUNTIES



INSPIRATION ABOUNDS AT J'ADORN

Step into a world of sparkling European elegance with a shot of shabby chic and a dash of Victorian whimsy at J'Adorn in downtown Kincardine and Hanover. Filled with unique gift and décor items, this little gem of a boutique is stuffed to the metaphorical rafters with terrific ideas and inspiration for your home, your self, and your life.

YOUR HOME J'Adorn has you covered from floor to ceiling, with carpets and lighting to suit every home from the traditional to the ultra-modern. Their beautiful, luxuriously soft carpets from Belgium will brighten any room in your house. And their huge selection of unique drawer pulls is sure to make your piece one-of-a-kind.

YOUR SELF J'Adorn's parfumerie carries exclusive soft-as-air fragrances for body and home, the paperie boasts beautiful new cards and journals, and there are lots of cosy new winter hats and scarves.

YOUR LIFE J'Adorn specializes in helping you achieve any décor look yourself, using Chalk Paint™ decorative paint by Annie Sloan and Artisan Enhancement products. Take a workshop to learn the secrets to getting amazing results yourself.

J'Adorn has searched the world to bring you the best. Pamper yourself with a visit soon.
770 Queen Street, Kincardine 519.396.GIFT (4438), and 322 10th Street, Hanover 226.434.GIFT (4438)
jadorn.ca
facebook.com/JAdornGifts

(Please see ad on pg 14)



POSTECH GREY BRUCE

Screw Piles are an excellent alternative to traditional concrete piers. Postech Screw Piles offers the most solid and stable piles ever designed. In response to growing climate changes, Postech designed Thermal Piles, a new environmentally friendly insulated galvanized steel screw pile. The revolutionary insulation system ensures that the inside of the pile is maintained at a temperature that eliminates ice or frost build-up at the base of the pile, providing unparalleled protection against ground movement.

Simply put, our piling system is made up of a large galvanized steel screw, which supports a fixed or adjustable head plate. These parts work together to provide unparalleled support and adaptability for practically all your building projects. Our equipment has been strategically designed to ensure minimal to no disturbance to a customer's property and a rapid and accurate install each and every time. We can also install in nearly all weather and soil conditions including frozen soil. Because no curing is necessary, you can build on our screw piles the moment they are installed.

Here are just some of the ways that Postech Screw Piles can make your job easier: Decks • Porches • Cottages • Cottage leveling • Mobile homes • Garages • Gazebo • Addition • Protective posts • Anywhere you would use a concrete pier!

519.924.0050
grey-bruce@postech-foundations.com | postech-foundations.com

(Please see ad on pg 45)



SUSAN E. DAVEY INTERIOR DESIGN

Whether you're planning to build or renovate an existing space, either residential or commercial, Susan E. Davey Interior Design can assist you in various capacities during the project from conception to implementation. As a graduate of Design and with thirty-five years in the business, Susan Davey can create a personal and unique interior environment suited to your style and budget. From design concept and floor plans, to selection of colours, flooring, wall and window treatments and bedding, all are selected to best reflect current design trends or refined timeless classic interiors. Product lines include Hunter Douglas and Eclipse, for window shades, blinds and California shutters. Exquisite fabrics for drapery and bedding from the Maxwell, Kravet, and Unique lines.

To schedule a consultation, e-mail: sdaveyinteriordesign@rogers.com or call 519.371.9265

(Please see ad on pg 53)



BLACKLINE POWER: INVEST IN THE SUN!

Every hour, the sun beams onto Earth more than enough energy to satisfy global needs for an entire year. Energy tides are turning and solar is being installed worldwide at an incredible pace.

The sun can provide electricity to virtually anyone, anywhere. It is safe, predictable and affordable. Here in Ontario, we have two grid-connected solar options, feed-in-tariff (MicroFIT or FIT) and net metering. A MicroFIT pays you every month for a minimum of 20 years and net metering decreases your hydro bill. Both are an excellent investment environmentally and economically that cannot be compared to real estate, stocks, etc. These can fluctuate wildly – solar does not.

There are no "typical" solar clients. Everyone from homeowners and farmers to commercial businesses are finding value in solar. Do you want to earn up to \$3,500/yr with a MicroFIT (or more with a larger system)? Do you want to reduce your hydro bill as much as possible?

Contact Blackline Power. They will evaluate your options and answer all of your questions. They have installed hundreds of rooftop and ground systems since 2009, and are highly trained/educated. They guarantee that you'll love going solar!

Owen Sound 519.371.8945 | 888.438.3005
blacklinepower.com

(Please see ad on pg 6)

MODERN ARTS & CRAFTS

Recreate this look in your own home.

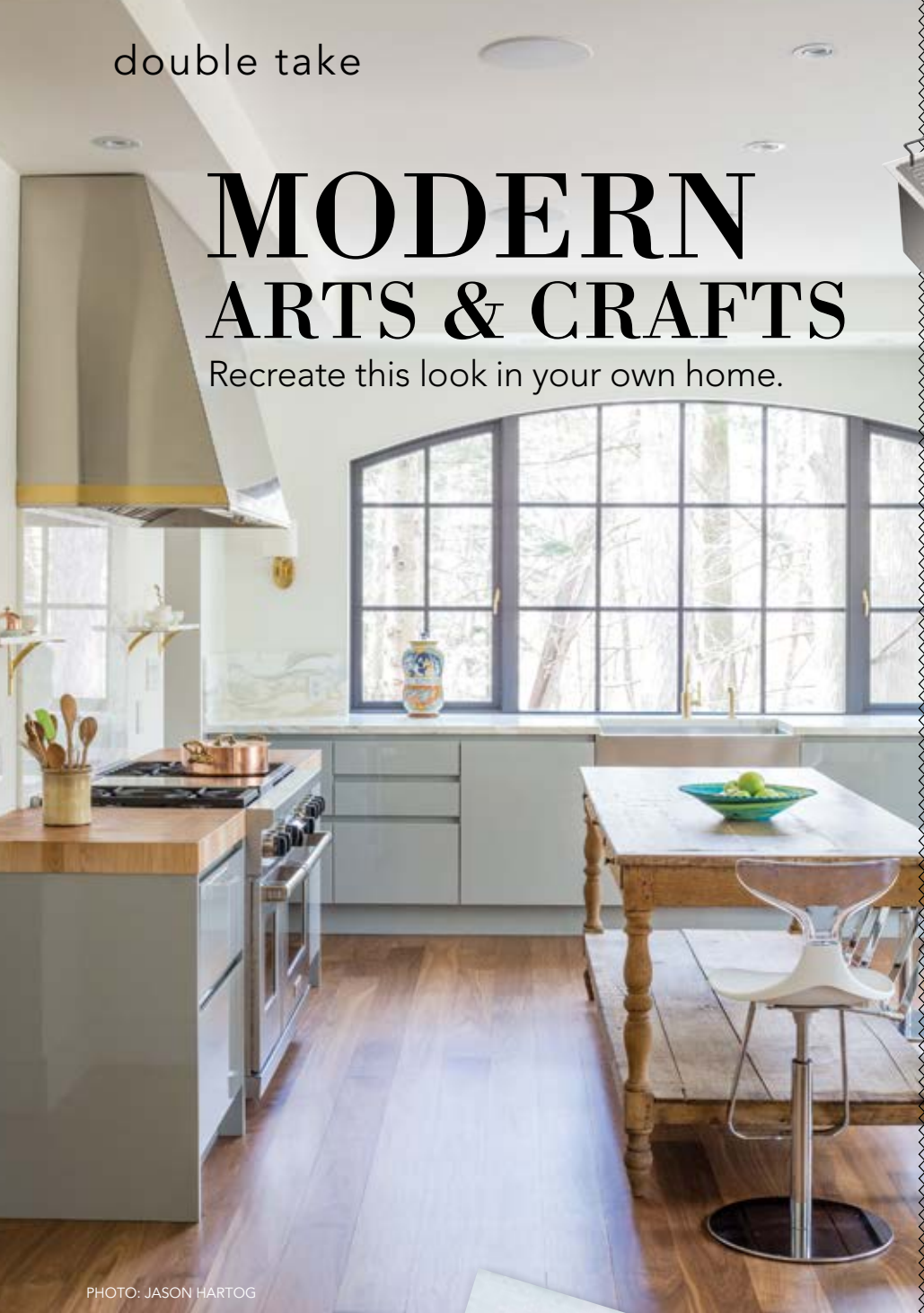


PHOTO: JASON HARTOG

- 1. KOHLER: Strive Apron-Front Sink
- 2. NEWPORT BRASS: East Linear Pull-Down Kitchen Faucet in Forever Brass
- 3. SUNPAN MODERN HOME: California Adjustable Barstool
- 4. AYA: Milano Light-Grey, High-Gloss, Lacquered Cabinet Door
- 5. THERMADOR: 48-inch Professional Series Pro Grand Commercial Depth All Gas Range
- 6. M NAEVE: 19th Century French Draper Table
- 7. ANTOLINI ITALY: Bianco Lasa Covelano Fantastico, Backsplash or Countertop
- 8. FALK COPPER COOKWARE: Casserole Pan



1



2



3



4



5



7

8



6

Marketplace

To order a listing in Marketplace, please contact:
Betty Ann Fawcett | 519.986.2599 | bettyann.fawcett@ourhomes.ca

Sandy HAMILTON
PLUMBING & HEATING INC.

Home comfort you can depend on.

You can count on Heil® heating systems for quiet, energy-efficient and reliable performance, backed by outstanding warranties.

NORTHERN
HEATING & VENTILATION

PLUMBING, HEATING A/C, GEOTHERMAL & WATER TREATMENT

Collingwood • Markdale
Owen Sound • Durham

519-371-5815 • 519-986-3307
800-661-5796 • 519-369-1011
northern@sandyhamilton.ca

HEIL
HEATING & COOLING PRODUCTS
Depend On Us.

CountrySide BUILDERS
SPECIALIZING IN COMPLETE ADDITIONS

new home construction | renovations & additions | custom wood working
Serving Grey County | countrysidebuilders.ca | 519.794.2174

Chris Brown

JOHN THOMPSON MOVERS
Moving Your World
A Higher Standard of Care

The Area's Premier Moving Company For Over 45 Years

- Local • National
- Worldwide Moving
- Competitive Pricing
- Professional Service
- Temperature Controlled Storage
- Public Self Storage

519.376.7613 • 1.800.567.5354
johnthompsonmovers@jtmovers.com

KOUNTRY KAT
Mennonite Made Solid Wood Furniture

All made within 50 miles of our location.

157 Garafraxa St. S. Durham
226.432.3005
kountrykat.com

MAC TAYLOR CORPORATION

ARE YOU BUILDING? CALL MAC!

Let MAC TAYLOR prepare your site for your new build. We do it all – test holes, septic design and installation, permit completion, excavation, grading and much more. We're here to help you every step of the way.

www.mactaylor.com • RR#3 Holland Centre, ON N0H 1R0
e. info@mactaylor.com • t. 519.794.2380 • f. 519.794.3701

Actons
Plumbing & Heating
Since 1974

Renovations • New Homes • Radiant Floor Heat
Electric Drain & Sewer Cleaning • Pumps and Pressure Systems

114 Drive-In Cres., Owen Sound
519-376-6249

LEAKY BASEMENT?

WISE CRACKS
Permanent Solutions for Foundation Leaks ...Guaranteed!

- Crack Injection Specialists
- Exterior Membranes
- Interior Drain System
- Sump Pump Sales
- Lifetime Warranty Fully Transferable

519 372 2795 | 705 444 0409
cochrane.m@rogers.com
www.wisecracks.com

A WISE CRACK IS A DRY ONE®...WE GUARANTEE IT!

Delivering Innovative Solutions in Wood

Mantels | Cabinets | Wall Units
Audio Visual Systems | Storage Units
Home Office Workstations | Murphy Beds
Kitchen Renos | Stone/Tile Backsplashes

THE WOODWORM
317542 Hwy 6 & 10, Owen Sound
519-376-6323 | 416-525-7814
www.thewoodworm.com

caramel TARTE TATIN

STORY AND PHOTOS **PAT CROCKER**

Elegant, festive, and best of all, easy, this open-faced tatin, or fruit pie, may be made up to four hours ahead of time and kept in the refrigerator (just bring to room temperature before baking).



Puff pastry is a simple dough that when cooked separates into several thin layers of light, flaky and crisp sheets. There are excellent store-bought brands available in the supermarket frozen pastry section. Thaw the dough in the refrigerator overnight and, if not pre-rolled, roll out on a lightly floured board. You only need one square or pre-rolled sheet of puff pastry for this recipe, so remove from the package and thaw, resealing and freezing the remaining square or sheet for later use.

For this dessert, you will need a pan that can be used on top of the stove and in the oven because you make the caramel sauce in the same pan used to bake the tarte. If you have a tarte tatin pan, use it, however a metal pie plate or cast iron skillet works just as well.



Makes 1 tarte, 4 to 6 servings

$\frac{3}{4}$ cup (175 mL) caster sugar

3 Tbsp (45 mL) unsalted butter

$\frac{1}{2}$ package (14 oz/397 g) puff pastry, thawed (see recipe notes)

3 pears, halved and cored

- Preheat oven to 375°F (190°C).
- Heat a tatin dish, pie plate or skillet over medium-low heat for 2 minutes. Add sugar and heat without stirring for 2 to 3 minutes or until the sugar begins to liquefy around the outside of the pan or in hot spots. Gently stir for 6 to 8 minutes. Turn off heat and keep stirring until all the sugar has melted. Immediately remove from the burner and beat butter into the caramelized sugar. Set aside to cool, stirring occasionally.
- Roll out one square of puff pastry to about 9-inches (23 cm) square. Arrange pear halves in one layer, cut side down in the tatin dish, nestling them in the caramel. Cover the pears with pastry, tucking in the edges all the way around the pan.
- Bake in preheated oven for 25 to 30 minutes or until pastry has puffed up and is evenly browned. Remove from oven and let the tarte rest for 10 minutes.
- Position a serving plate over the tatin dish and turn plate and dish upside down so that the pears are on top of the pastry on the plate. Serve immediately while warm. **OH**

Pat Crocker is a culinary herbalist, writing and growing herbs in Grey County. She is the author of 18 cookbooks.

OUR HOMES attracts the area's finest businesses to advertise in our pages, and utilize our unparalleled distribution and coffee-table appeal to market their products and services. We're making it easier for you, our readers, to become educated as you plan your home- and real estate-related purchasing decisions. View these business ads online at ourhomes.ca/greybruce. The listings below are organized alphabetically by industry.

ALTERNATIVE ENERGY/GREEN LIVING
Blackline Power, 6, 57

APPLIANCES
Square Deal Neil's TV & Appliances, 27

ARCHITECTURAL TECHNOLOGISTS
Pam Farrow Architectural Technologist, 21

BUILDERS
Alair Homes, 27
Candue Homes, 9
Country Side Builders, 59
Hutten & Co., 3
Scot-Build, 15
The Great Lakes Frame Company, 64
Valley Home Improvements, 10

BUILDING/LANDSCAPE SUPPLIES
Centre Grey Building Supplies, 45
Flesherton/Markdale Home Hardware, 45
Moggie Valley Timber Inc., 45

**CABINETS & MILLWORK/
FINE WOODWORKING**
Stone Ridge Woodcraft, 43
The Woodworm, 59
Topnotch Furniture, 11

COUNTERTOPS/GRANITE & STONE
Di Pietra Design, 47
The Old Barn, 13

DECKING
Postech Grey Bruce, 45, 57

ELECTRONICS, COMPUTER, INTERNET
Wright Net Designs, 21

EXCAVATING/SITE PREP/SEPTIC
Mac Taylor Corporation, 59

FINANCIAL/INSURANCE/MORTGAGES
RBC Wealth Management –
Michele Mannerow, 29

**FIREPLACES & STOVES/
HEATING & COOLING**
Actons Plumbing & Heating, 59
Air Tech Mechanical, 9, 55
Ken Philp Plumbing & Heating, 32

Sandy Hamilton Plumbing & Heating Inc., 59
South-Port Mechanical Geothermal, 37
The Fyre Place & Patio Shop, 10, 21

FLOORING, STAIRS & TRIM
Cuneo Interiors Ltd., 16
Moggie Valley Timber Inc., 45

FOOD/DRINK/CATERING
The Market Shoppe, 45
Top of the Rock, 45

**FURNITURE/HOME DÉCOR/
GIFTS/COLLECTIBLES**
Barebirch, 19
Country Charm, 29
Fulford Hardware, 19
House Rules Design Shop, 53
Inside Ideas, 19
J'Adorn, 14, 57
Kountry Kat Mennonite Furniture, 59
Pellow Pharmasave, 19
Smitty's Fine Furniture, 63
The Fyre Place & Patio Shop, 10, 21
The Rusty Star, 33
Topnotch Furniture, 11

GEOTHERMAL
Ken Philp Plumbing & Heating, 32
Sandy Hamilton Plumbing & Heating Inc., 59
South-Port Mechanical Geothermal, 37

HOME IMPROVEMENT/RENOVATIONS
Fulford Hardware, 19
Scot-Build, 15
Valley Home Improvements, 10
Van Dolder's Custom Exteriors, 32

HOT TUBS/POOLS/SAUNAS
The Water and Wellness Centre, 2

INTERIOR DESIGN
House Rules Design Shop, 53
Susan E. Davey Interior Design, 53, 57

KITCHEN AND BATH
Durnin's Cabinets, 8
Fulford Hardware, 19
House Rules Design Shop, 53

LANDSCAPING/LAWN & GARDEN
Ground Effects Landscapes, 33
Neerhof Landscapes, 43, 55
Rocksolid Landscapes, 5

LIGHTING
Living Lighting, 53, 55

MOVING & STORAGE
John Thompson Movers, 59

PAINTING & DECORATING
Cuneo Interiors Ltd., 16

**PAINTING, PRIMING, BLASTING
& STAINING**
Custom Soda Prep & Paint, 33
The Paint & Woodcare Co., 15

PLUMBING
Actons Plumbing & Heating, 59
Ken Philp Plumbing & Heating, 32
McCann Water Systems, 15
Sandy Hamilton Plumbing & Heating Inc., 59

REAL ESTATE
Chestnut Park Real Estate, 49
Clairwood Real Estate, 7, 55

RESTORATION SPECIALISTS
Wise Cracks, 59

STONE PRODUCTS
Ledgerock, 4

TRIM, MOULDING & CASING
J. E. Trim, 17

WATER TREATMENT
McCann Water Systems, 15

WINDOW FASHIONS
Budget Blinds of Owen Sound, 21
Cuneo Interiors Ltd., 16
Inside Ideas, 19
Pellow Pharmasave, 19

WINDOWS & DOORS
Van Dolder's Custom Exteriors, 32

OUR HOMES is committed to ensuring the businesses above appear under the correct headings. To make a correction, or to have your business listed under more than one heading, please email bettyann.fawcett@ourhomes.ca. To have your business listed in our Home Resource Directory, call us to advertise at 519.986.2599.

finishing touch

PHOTOGRAPHY TARA WEST

LEAVE YOUR MARK

Personalize your home with letters or words.



DECORATE

Incorporate your family name, favourite place or motto into your décor.



CHILDREN'S ROOMS

Letters and words inspire, teach and add personality to a nursery or child's room.

GIFTS

You can monogram absolutely anything these days. Monogrammed gifts show you've taken a little extra time to make gift giving extra special.



ORGANIZE

Homes remain tidy when everything has its place.



Let our interior decorators make your dreams come true



Durham Furniture
Canada's Finest
Solid Wood Construction



HANOVER SHOWROOM 170-3rd Street 519-364-3800

KITCHENER SHOWROOM 170 Gateway Park Drive 519-658-9313

1. WILLIAMS-SONOMA HOME: Monogrammed Soaps 2. INDIGO: Monogram Mugs 3. INDIGO: Monogram Wax Seal Set
4. POTTERY BARN KIDS: Round Sabrina Hamper with Navy Harper Sabrina Liner 5. POTTERY BARN KIDS: Mini Harper Letter Hooks

ESTABLISHED 1989



THE GREAT LAKES
Frame Company



Exquisite handcrafted timber frame homes

519.794.0400 WWW.GREATLAKESFRAME.COM