

SPRING 2024

STYLE ■ COMFORT ■ IDEAS ■ REAL ESTATE

ourhomes

PARRY SOUND MUSKOKA HUNTSVILLE HALIBURTON



Lake of Bays

LOG-A-RHYTHM

handmade
ON LITTLE
WHITEFISH

WATER
GARDENS

MUDDY PET
SEASON

heirloom
LODGE



The Cutter's Edge

MUSKOKA



View Our Projects

Design with Confidence

Kitchens - Furniture - Home Decor - Fashion

THECUTTERSEDGE.COM • INFO@THECUTTERSEDGE.COM

13,000 SQ FT SHOWROOM LOCATED AT 30 HOWLAND DRIVE, HUNTSVILLE • 705.789.0448



Attainable Solutions Inc.

MAKE THE MOST OF YOUR MUSKOKA



CONSTRUCTION



LANDSCAPING



WATERFRONT

"A good name is rather to be chosen than great riches..." Proverbs 22:1



(705) 787-0399 | info@attainable.ca | www.attainable.ca





Moller Insurance Ltd.

Parry Sound
insurance brokers Ltd.

Muskoka
insurance brokers Ltd.

Window Quilt

MUSKOKA

Insect & Weather Screens • Retractable Awnings • Security Shutters
Interior Window Coverings • Phantom Screen Doors



specializing in
WATERFRONT PROPERTIES
ISLAND TO MAINLAND

Proudly Representing **WEST WAWANOSH**
MUTUAL INSURANCE COMPANY

705-746-2725 | parrysoundinsurance.com | dave@parrysoundinsurance.com
705-687-6606 | muskokainsurancebrokers.com | stephen@muskokains.com
705-789-4222 | parrysoundinsurance.com | ron@mollerinsurance.com

705 789 1236

WINDOWQUILTMUSKOKA.COM





 **Bobcat**
of Parry Sound

**KNOW YOUR LIMITS.
THEN DEFY THEM.**

Bobcat® compact tractors are engineered tough to help you push beyond limits.

 **Bobcat**
One Tough Animal.

Parry Sound Industrial Park, 25 Woods Road, Nobel, ON | 705-342-1717 | www.bobcatofparrysound.com

Bobcat Company is a member of the Doosan Group. Doosan is a global leader in construction, grounds maintenance and material handling equipment, power and water solutions, and engineering that has proudly served customers and communities for more than a century. Bobcat®, the Bobcat logo and the colors of the Bobcat machine are trademarks of Bobcat Company in the United States and various other countries. ©2024 Bobcat Company. All rights reserved.



Photo Credit: Nat Kay

BTM **BARRIE TRIM & MOULDINGS INC.**
TRIM | DOORS | STAIRS | RAILINGS

705.739.2200

FINISHING YOUR HOME SINCE 1985

BARRIETRIM.COM

Supply & Install Of Quality Interior Finishes – Visit Website To Connect With Us
52 Saunders Road, Barrie | Follow Us @BarrieTrim



SIMPLY CLEAR WATER



PROBLEM WATER SOLUTIONS

Providing solutions for cottages & residential homes in the Muskoka area. With over 25 years experience we have the expertise to provide you with clean, clear, sparkling water. Give us a call for a complimentary in-home water assessment.

- Well & Lake drawn water source solutions
- Tannin (yellow water) Removal
- Iron Removal Systems
- Whole Home Systems
- Bacteria Disinfection Systems
- Water Softeners
- Drinking Water Systems
- Replacement UV Bulbs & Filters



Water Depot®




Our Locations

BRACEBRIDGE
505 HWY 118 West
705.205.6665

PARRY SOUND
51 MILLER ST.
705.771.9582

BARRIE
70 ESSA ROAD
705.722.3242

waterdepotbracebridge.com
TEL: 877.659.3213



Imagine the Possibilities...

Central/East
1.866.395.5647

West Coast
1.877.823.5639

North/East USA
1.866.390.5647

Georgian Triangle & Southern Ontario
1.866.506.6626

Strategic partner in
THE Dream Home Group™



DiscoveryDreamHomes.com



Customized comfort - for daylight or nightlight

Discover effortless sleep and thoughtful designs with The Comfort Sleeper® by American Leather®. Proudly offering the best sleeper sofa on the market. Choose from our in-stock selection or opt for special order in a range of luxurious leathers and fabrics. Elevate your space today and discover the only sleeper sofa you can truly sleep on, setting a new standard in comfort for your living room or guest bedroom.



NEWMARKET (17940 Yonge St. HWY 9/DAVIS DR.)

- Mississauga • Scarborough • North York
- Downtown/City-Size • Midtown/City-Size

Visit our website at thechesterfieldshop.com or call us at 416-667-1150
Want an in-home or cottage design consultation? Email jim@thechesterfieldshop.com



@thechesterfieldshop



GLASS RAILINGS
Don't compromise on your view



Glass Railings • Pergolas
Motorized Screens & Awnings
SUNSPACE Sunrooms & Windows
Security Shutters • Interior Blinds



MUSKOKIFY

705-645-8893 • info@muskokify.ca

www.Muskokify.ca

Forest Hill
REAL ESTATE INC. BROKERAGE
MUSKOKA

Be sure to visit us at the

SPRING COTTAGE LIFE SHOW

MARCH 21-24, 2024

The International Centre, 6900 Airport Road, Mississauga

Thursday, March 21: 12pm – 6pm • Friday, March 22: 10am – 8pm
Saturday, March 23: 9am – 7pm • Sunday, March 24: 10am – 5pm

foresthillmuskoka.com • foresthill@muskoka.com • 705-765-1200

“Very impressive. Very impressive work. These guys know what they’re doing. It goes like clockwork. Very professional. And everybody is so friendly too.”



The Lakeview
Scenic Views, Modern Living

YOUR LOT. YOUR DREAM. CUSTOM BUILT.

TOLL FREE 1.800.265.3083 | ROYALHOMES.COM

LET THE PROS HANDLE IT!



Say "NO" to Cleaning Out Eavestroughs.

Protect Your Home With LeafFilter.



THE LEAFFILTER ADVANTAGE



GET A FREE INSPECTION TODAY! 1-844-211-4281
www.LeafFilter.ca/solved | Promo Code: 1PEW001

Claim Your Discount Now!

15% OFF + 10% OFF
Your Entire Purchase + Seniors & Military

+ Financing That Fits Your Budget!

* See Representative for full warranty details. *One coupon per household. No obligation estimate valid for 1 year.

NORTH COUNTRY CONTRACTING
YOUR PREMIER STONE & CONCRETE EXPERTS



Experience unparalleled expertise with North Country Contracting.

Whether you are looking to enhance your home, or start a new project, our knowledge of ICF foundations, concrete, and stone masonry can help a homeowner or contractor get their project off on the right foot! Founder and lead of operations since 2011, is owner Matt West. With over a decade of experience in the industry, comes a deep understanding of the unique landscape challenges in the Muskoka area. Our dedicated and reliable team of experienced professionals encompass an extensive range of skills & services. From ICF foundations that provide durability and insulation, to the exquisite finishing touches of stone fireplaces and exterior stone skirts, we understand that every detail plays a vital role in construction. At NCC, our mastery in stone masonry techniques and styles will ensure that your home's focal points will be nothing short of stunning.

We are committed to ensuring that every project meets the deadline by delivering a variety of solutions that perfectly fit your project requirements. Trust North Country Contracting for our tailored, precise, and professional building solutions!

LINE & BOOM PUMPING SERVICES

North Country Contracting is now offering Concrete Line Pumping and Boom Pumping services. With over 4 years of business in Line Pumping, we have newly launched our 40m Concrete Boom Pump. Extending rental services to fellow contractors and homeowners in the Muskoka and Surrounding area.



CALL TO BOOK A CONCRETE PUMP TODAY!

+1 705-783-4459
WWW.NCCNORTH.COM



COLOUR OF THE YEAR & COLOUR TRENDS 2024

Blue Nova
CC-860

Explore the extraordinary.



BRACEBRIDGE **Colour N Light Muskoka** 505 Muskoka Rd 118 W | 705.646.8891 | colournlightmuskoka.ca

BRACEBRIDGE **Muskoka Paint & Decorating** 23 Monck Rd | 705.645.8800 | muskokapaint.com

GRAVENHURST **Colour N Light Muskoka** 545 Muskoka Rd N | 705.687.7956 | colournlightmuskoka.ca

HALIBURTON **Cordell Carpet** 25 Hops Dr | 705.457.2022 | cordellcarpet.ca

HUNTSVILLE **Wilson's The Paint Store** 90 Howland Dr | 705.789.8061 | wilsonspaint.ca

MINDEN **Minden Home Hardware Building Centre** 16 Bobcaygeon Rd | 705.286.1351 | benjaminmoore.com

PARRY SOUND **Gray's Paint & Flooring** 32 Gibson St | 705.746.5421 | grayspaint.com

©2023 Benjamin Moore & Co., Limited. Benjamin Moore and the triangle "M" symbol are registered trademarks of Benjamin Moore & Co., Limited. 9/23

FROM THE GROUND UP CONSTRUCTION



When Quality Matters

**CUSTOM HOMES & COTTAGES
BOATHOUSES & GARAGES • RENOVATIONS**



**FROM THE GROUND UP
CONSTRUCTION**

705.644.4785 • info@groundupconstruction.ca • www.groundupconstruction.ca



Selling Now
**LUXURY
CONDOS**



Enjoy the Freedom of Highcrest

The condominium buildings at Highcrest feature luxurious floorplans, natural materials and exclusive amenities. With a variety of suite sizes and layouts, you'll be able to find the serenity offered here, in Muskoka. **Starting in the \$400's.**



MODEL HOME: 51 Jack St., Huntsville
SALES OFFICE: 46 Hanes Rd., Huntsville
705.224.4663 • sales@edgewoodmuskoka.com
edgewoodmuskoka.com

Register
at livehc.ca



Designer Inspired ♦ Customizable ♦ Fine Furniture ♦ Locally Crafted in Ontario ♦ Solid Wood



Just Launched...
BELMONT COLLECTION



Visit handstone.ca for a dealer near you



VERANDA

Always Beautiful
ALWAYS AFFORDABLE

Our four curated showrooms are filled with a vast inventory that you will love for both your home and cottage. Take advantage of VERANDA's complimentary design services, a comprehensive website listing our entire collection, and unlimited free customer storage for all of your purchases. For over twenty years, competitive pricing and superior customer service are the hallmarks of VERANDA.

22, 24 MANITOBA STREET, BRACEBRIDGE ON
705 645 6451 • VERANDACOLLECTION.CA

*FURNISHINGS • ART & ACCESSORIES • DRAPERIES
DESIGN SERVICES • RUGS • LIGHTING • FINE LINENS*

ourhomes

STYLE • COMFORT • IDEAS • REAL ESTATE
PARRY SOUND MUSKOKA HUNTSVILLE HALIBURTON

REGIONAL PUBLISHERS Jamie Jefferson
Georgette McCulloch

REGIONAL MANAGING EDITOR Walter Franczyk

REGIONAL PRODUCTION MANAGER Julia Dempsey

MARKETING & ADVERTISING Jamie Jefferson, 705.730.3827
jamie.jefferson@ourhomes.ca

Tyler Annette, 705.445.5065 ext. 201
tyler.annette@ourhomes.ca

REACH US EASILY: firstname.lastname@ourhomes.ca

OUR HOMES is a registered trademark of OUR HOMES MEDIA GROUP INC.
OUR HOMES Muskoka is published four times a year.

OUR HOMES is distributed via free pick up to residents of Muskoka region and to cottagers via direct mail. Copies of OUR HOMES are available for free pick up at high traffic locations throughout the region. OUR HOMES is distributed throughout select resorts and hotels, and to select business leaders via direct mail.

Please send all letters and/or feedback to OUR HOMES Magazine,
25 Elgin St., Collingwood, ON L9Y 3L6. Or email us at editor@ourhomes.ca.
All letters received are subject to editing for grammar and length.

OUR HOMES MEDIA GROUP INC:

EDITORIAL

EDITOR-IN-CHIEF Georgette McCulloch

ASSOCIATE EDITOR Heather Wright

DIGITAL EDITOR Tracey Paul

MANAGING EDITORS Walter Franczyk,
Donna Luangmany, Sara Martin,
Drew Beth Noble, Brianne Smith,
Megan Smith-Harris, Gabrielle Tieman-Lee,
Janet White Bardwell, Gisele Winton Sarvis

ART

ART DIRECTOR
Tara Chattell

ASSOCIATE ART DIRECTORS
Sheila Britton, Robynne Sangiuliano

DIRECTOR OF PHOTOGRAPHY
Jason Hartog

PRODUCTION

PRODUCTION DIRECTOR Lynn Derrick

PRODUCTION MANAGERS
Julia Dempsey, Kelly Donaldson,
Tracy Shuttleworth

OPERATIONS

**MANAGING DIRECTOR,
SALES & MARKETING** Jamie Jefferson
jamie.jefferson@ourhomes.ca

MANAGING DIRECTOR, OPERATIONS
Georgette McCulloch

**ACCOUNT EXECUTIVE &
DIRECTOR OF DISTRIBUTION** Lisa Ormsby

ACCOUNTING Tyler Annette

ACCOUNTS RECEIVABLE Darren Foley

CONTRIBUTORS

Lori Davis, Nigel Eves, Sonya Felsman, Walter Franczyk,
Bailey Franklyn, Alexandra Gorn, Sabrina Groomes, Jason Hartog, Toa Heftiba,
Nicole Hilton, Andrew Hind, Roman Kraft, Sandy MacKay, Teresa Matamoros,
Georgette McCulloch, Jenelle McCulloch, Tamarisk McNalty Stephens,
Lynne Richardson, Erin Rochon, Jessica Russell, Catherina Schurmann,
Angela Serednicki, Rick Shurman, T. Susen, David Turner, Rob Wray

Advertisements and the content, including photos, of advertisements published within OUR HOMES magazine are supplied solely by the advertiser and neither the publisher nor OUR HOMES Media Group Inc. accept responsibility for opinions expressed in advertisements or for copyright issues with regards to photos, advertising copy and advertisements, nor shall they be held liable thereby. By act of reading this publication, all advertisers and readers agree to indemnify and hold harmless both OUR HOMES Media Group Inc., and the publisher thereby. Copyright ©2024 OUR HOMES Media Group Inc. All rights reserved. Reproduction without permission is prohibited.

OUR HOMES CAN BE FOUND IN THE FOLLOWING MARKETS:

- Barrie/Orillia/Midland • The Golden Horseshoe • Grey Bruce • London • Muskoka
- Ottawa • Peterborough • Southern Georgian Bay • Toronto & York Region
- Wellington County/Orangeville/Caledon/Waterloo Region • Windsor



Kubota North



Serving Muskoka,
Haliburton & Parry Sound

FIND US UNDER THE SILO



**TRACTORS • MOWERS
EXCAVATORS • UTILITY VEHICLES • PARTS & SERVICE**

NEW EQUIPMENT SALES • FULL SERVICE SHOP • PICK-UP AND DELIVERY

1677 Winhara Road, Gravenhurst • 705.645.1175 • kubotanorth.com

For all your
**CONCRETE
AND MASONRY**
needs.

STEPHENSON CONCRETE
FLOORS - I.C.F. FOUNDATIONS
FOOTINGS - STONE FIREPLACES
General Contracting
705.380.0068

And your local Zone Garage dealer
stephensonconcretemusoka.com



RYAN WILSON • 705-309-0449 • rwconstruction@live.ca



PHOTO: 1867 CONFEDERATION LOG & TIMBER FRAME



PHOTO: SANDY MACKAY

In this edition of OUR HOMES we visit two waterfront homes where the owners have put their personal stamp on a centuries-old building design – the log home.

People have been building log cabins for more than 5,000 years. In the pine forests of Scandinavia and Eastern Europe, families could erect simple log homes in a few days in any weather or season. Finnish craftsmen popularized the practice in North America where old growth forests supplied seemingly limitless long, straight and knot-free timbers for sturdy, long-lasting homes. The oldest log cabin in the United States still stands nearly 600 years after it was built. In Quebec, the historic Fairmount Le Château Montebello, a 211-room resort built of western red cedar, is said to be the world's largest log building. Finnish craftsman and master builder Victor Nymark supervised its construction. Owned by the Canadian Pacific Railway, the building opened as a private club in 1930.

The Kinsman family of 1867 Confederation Log & Timber Frame has refined log building as a fine art. A new example of their craft is John and Carol Heaton's log home in Baysville. When they decided a log house would best suit their property, John and Carol chose Confederation to design and fabricate their new home. At 40-feet wide, the Heaton property, at the confluence of Lake of Bays and the Muskoka River, was a challenging building site, especially as the municipality gave them only a year to obtain a building permit and construct their home. In John's words, Confederation "bent over backwards" to accommodate all the changes necessary to make the best use of the site. See the story on page 106.

On Little Jake Joseph, a couple who had long-dreamed of building a log cabin enlisted Ray Winterstein to make their dream come true. He used timbers from three century-old cabins in the Collingwood area to assemble a new log home, trucked all the components to Little Lake Joseph and painstakingly put them all back together. Fifteen years later, Ray returned to renovate the lodge for the family's next generation. That story starts on page 46.

Walter Franczyk

Walter Franczyk, Managing Editor
walter.franczyk@ourhomes.ca

Follow us   
Subscriptions subscribe@ourhomes.ca

online Get more at ourhomes.ca



Photo: Daniel Weylie

COTTAGES & HOMES • BOATHOUSES • GARAGES

A home is not just a place but an experience. We're committed to creating spaces that celebrate nature, minimize our ecological footprint, and enhance our quality of life. We work closely with our clients to deliver innovative, beautiful, and functional designs that respond to their unique needs and site conditions. Our goal is to create spaces that inspire and excite the senses while embodying the highest standards of sustainability. We take pride in designing beautiful, sustainable homes that will be enjoyed for generations to come.



CONTENTS

SPRING 2024



LOCAL FEATURES

- 30 Style Picks** Spring for some fresh ideas for home or cottage.
- 46 Feature Home** This Little Lake Joseph lodge preserves a lasting heritage.
- 64 Spotlight** Bobcat of Parry Sound supplies the power machinery for any task at hand.
- 72 Home & Builder** Building a lakeside cottage was therapeutic bliss.
- 84 People & Places** Expertise comes naturally to those who love their jobs.
- 106 Feature Home** Moving north proves to be a small town pleasure.

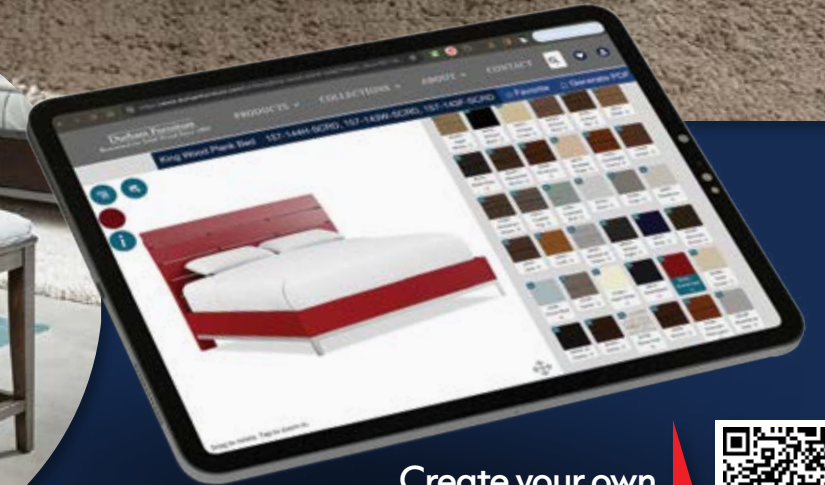


ON THE COVER

A Lake of Bays couple settles into their new 1867 Confederation Log & Timber Frame house. Story, page 106. Photography by Sandy MacKay.

Durham Furniture

Renowned for Solid Wood Since 1899



Create your own look here!



Bedroom and Occasional Furniture available at retailers across Ontario.

INFO@DURHAMFURNITURE.COM | DURHAMFURNITURE.COM

CONTENTS

SPRING 2024



68



46



72

128



DEPARTMENTS

- 22 **Editor's Note**
- 28 **Advice** Rinse & Repeat
- 36 **Good Taste** Strawberry Mojito
- 38 **Decorating** Paint Colours For 2024
- 42 **Housekeeping** Muddy Pet Problems
- 58 **Birding** Duck Rules
- 62 **Crafty Ideas** Pressed Botanical Art
- 68 **Gardening** Water Gardens
- 94 **In The Kitchen** Kitchen Tools
- 98 **Real Estate** Heat Pumps
- 102 **Decorating** Vintage Finds
- 118 **Entertaining** Host A Tea Party
- 122 **Home Resource Directory**
- 126 **Cooking At Home** Asparagus Tart
- 128 **Finishing Touch** The Hot Hue



118

immerspa
INGROUND HOT TUBS
& FIBERGLASS SWIMMING POOLS

Powered By



HEAT YOUR POOL FOR AS LITTLE AS **\$2 PER DAY**



Enjoy whisper-quiet operation for undisturbed relaxation.



Experience consistent comfort in inground cold plunge pools, hot tubs, and spas.



AquaCal heat pumps allow you to reduce carbon emissions while saving on energy costs.



Purchase your heat pumps directly through Immerspas' team of Heat Pump Specialists.

Imagine the luxury of Immerspa's Pool and Spa designs, now with AquaCal heat pumps for extended enjoyment. Call us to find your perfect heat pump solution!

844-663-7772 | info@immerspa.com



*The Immerspa Inground Hot Tub & Spa pictured was installed by www.hollanderlandscaping.com

immerspa.com



RINSE & Repeat

Designer **Tamarisk McNalty Stephens** shares her ideas.

The laundry room is a hard-working space, as washing is a part of daily life, and the task itself is an act of service for our family and those we love. Embrace the laundry room as the cleaning headquarters of your home by designing it for functionality and organizing it to maximize efficiency. Add elements that reflect your style to make it a space you feel good in.

Regardless of size, most laundry spaces have a few things in common, including a washing machine, dryer, workbench/folding countertop, drying racks, dirty clothes hamper, cabinetry or shelving, deep sink for soaking, iron, ironing board or steamer, and other household cleaning supplies.

When designing a laundry room, consider how you prefer to get the job done, as the needs of the space can vary depending on your laundry system. Some people pre-soak, while others do not. Some rarely iron, while others iron nearly every item. Some people are precise sorters, while others are not. Some people line-dry or hang-to-dry, while others do not. These factors affect the requirements of the space.

An important consideration for every laundry room is to provide a sufficient path of travel into, out of, and around the space (especially when carrying a basketful of laundry), and appropriate clearance in front of the machines (aim for a minimum of 42 inches).

The best ergonomics for your body and the tasks of bending, reaching and lifting may dictate whether your machines should be on pedestals, side by side or stacking, front or top load, etc. Cabinetry above your washer and dryer should be deeper than standard uppers and not as far above the machines as a typical offset so you can access and utilize this storage more easily. If you are installing a hanging rod, leave between 36 and 39 inches of hanging space between the rod and the countertop.

SOME TIPS:

Locating essentials within easy reach keeps things simple and efficient.

Incorporating a generous folding surface is useful for sorting and stacking clean clothing.

Including a space for multiple hampers is helpful to separate clean clothes from dirty, and for sorting different loads.

Utilizing closed storage is more practical than open shelving. For one, cleaners and detergents are often unsightly items, and secondly, if you use the dryer frequently, a lot of lint/dust is generated.

Selecting baskets and hampers made from natural materials such as wicker, wool, and canvas is generally much more attractive than their plastic counterparts and a more sustainable option.

Installing pull-out laundry bins concealed behind cabinetry keeps things looking tidy.

POTTERY BARN: Trenton Laundry Drying Rack



Aya KITCHENS: Laundry Hamper - Tilting

LEE VALLEY: Drawer-Mount Folding Ironing Board



CRATE & BARREL: Steele 2.5-Bushel Canvas Vertical Rolling Laundry Hamper with Wood Lid



PHOTO: JASON HARTOG

There are also racks that can be integrated into cabinetry that pull out to provide a surface to lay items flat to dry (such as wool garments that can be easily misshapen if hung up when wet).

Choosing resilient, hard-working materials and finishes such as paint-grade wood wainscoting, tile flooring, scrubbable paint and durable countertops will stand up to laundry baskets bumping the walls, wet items dripping across the floor and cleaners and detergents that can damage more delicate counter materials (such as marble).

Follow the machine recommendations for load size – your clothes don't get clean if you overload your washer.

Caring for clothing and linens as per their instructions might take you more time, but in the long run, you will extend the life of your clothing (and save money).

Giving your clothing a shake and a snap before line-drying gets the wrinkles out. Folding items as soon as they come out of the dryer or off the line avoids double handling (and reduces time spent ironing!).

Every few months, give your laundry space a deep, thorough clean. Wipe the machines inside and out, clean the filters and vacuum the areas around and behind them. Remember to clean the dryer lint trap after every use. Take everything out of storage cabinetry and off any shelves and purge what you no longer use or need. Wash the walls, ceiling, doors, trim, cabinetry and floors. Spray and wipe all surfaces (disconnect appliances from power sources, as required), and give the sink and faucet a good scrub. Open the window to get fresh air circulating. **OH**



Lighting & Fans • Blinds & Drapes
Home Decor • Sansin Stains & Chalk Paint



Located in the North End Mall Plaza
70 Joseph Street, Parry Sound
Tue-Fri 10am-5pm, Sat 10am-4pm
CLOSED Sun & Mon
705.771.9414 • soundinteriors.ca



SOUTH MUSKOKA
BUILDING CO.

Cottages, Boathouses
& Custom Finishing

705-644-2121
southmuskokabuilding@gmail.com
southmuskokabuilding.ca




refined
KITCHEN & BATH



Discover
the Refined difference.

HOME DESIGN CENTRE
flooring • countertops • cabinetry • tile • fixtures
and more


refinedmuskoka.ca
96 Hanes Road, Unit #4, Huntsville • 705.787.1362



PHOTOGRAPHY WALTER FRANCZYK



2




1

SEEDING *fresh ideas*

Shake the chill of winter with new things for spring.



3



4



5



6

1 REFINED KITCHEN & BATH

Faucets
North American-made Waterstone faucets are a spectacular new addition to this shop's offerings. Inspired by the wheel of a ship, the traditional wheel pulldown faucet is one of the company's most iconic products. Refined also carries kitchen faucet suites, a collection of faucets and accessories that match in both style and finish.

96 Hanes Rd., Unit 4, Huntsville
705.787.1362 | refinedmuskoka.ca

2 RAFTERS OF MUSKOKA

Serving Boards
Western Canadian artisans combine a colourful, plant-based epoxy with acacia or maple to create cutting boards, cheese boards, bread and baguette boards. Available in various sizes, shapes and colours, the finish is hand-poured. The plant-based epoxy is made from recycled bio-products including palm oil, soybean oil and cashew nut shells.

3 Dickie St., Baysville
705.767.3093 | raftersofmuskoka.com

3 THE SHIPYARDS

Drinkware
These ceramic mugs are just a few examples of the many Native Northwest cups emblazoned with the designs of Indigenous west coast artists. The images include *Running Raven* by Morgan Asoyuf, *Ts'msyen*, *Orca Family* by Paul Windsor, *Haisla*, *Heiltsuk* and *Salmon* by Francis Horne Sr., *Coast Salish*.

908 Bay St., Gravenhurst
705.706.1552 | muskokashipyards.com

4 MUSKOKA LIGHTING COMPANY

Desk Lamps
With its long, wooden arm, the Crane LED desk lamp is easy to rotate and adjust for height. Its tiny shade contains a touch switch to dim the powerful, energy-efficient light. Made of ash, the modern and elegant Gravity LED desk lamp has a large magnetic ball that allows convenient adjustment. It's available in a black or walnut finish.

50 Howland Dr. Unit 2, Huntsville
705.784.0676 | muskokalighting.com

5 RAILS END GALLERY & ARTS CENTRE

Wooly Florals
Inspired by the woods and fields around her Kawartha Lakes home, Kathy Andrews applies her remarkable sense of colour to hand-felted wool when creating these unique vessels and three-dimensional flowers.

23 York St., Haliburton
705.457.2330 | railsendgallery.com

6 HANDSTONE FURNITURE

Accent Chair and Ottoman
Upholstered in fabric, this Tribeca accent chair is available with wooden cherry, oak or maple frames, in 16 different colours of top-grain leather and more than 100 different fabrics. It's also offered in more than 25 solid colours of waterproof and breathable polyurethane laminate fabric.

See your local dealer | handstone.ca

Continued on page 32



9

7 THE DOCK SHOP

Small Craft Port
This innovative EZ Dock landing stage provides stability, security and simplicity for kayaks and canoes. Its one-piece construction, integrated paddle notches and v-shaped entry make launching and docking safe, easy and dry.

5205 Gelert Rd., Minden Hills
705.306.0090 | thedockshop.net

8 RIVERVIEW FURNITURE & FLOORING

Dinner Table
This live edge, solid pine table with matching rustic hutch, built by Riverview Furniture & Flooring, is available in a wide choice of stains, complete with chairs. This shop offers furnishings for nearly every room at home or cottage.

94 Bobcaygeon Rd., Minden
705.286.3167 | riverview-furniture.com

9 NEOB LAVENDER BOUTIQUE

Lavender
Treat your bestie or any special loved one to a Massuet Lavender luxury gift box, filled with the fragrance of lavender, a mild sleeping aid, disinfectant and bug repellent. Lemongrass foaming soap is creamy and luxurious. Sweet and soft, Niagara Lavender body wash and lotion make skin silky smooth.

54 Manitoba St., Bracebridge
249.299.0035 | neobniagara.com OH

GEORGIAN BAY OVERHEAD DOORS

Secure your home with Georgian Bay Overhead Doors & Haas

High quality doors and openers to keep your property safe
NEW INSTALLS • REPAIRS

Haas Door
A Nofziger Company

REP FOR PARRY SOUND DISTRICT

75 James St, Parry Sound • georgianbayoverheaddoors.com
705-774-1928 • georgianbayoverheaddoors@gmail.com

WORLD CLASS TENNIS IN TORONTO

Full Service. Toronto Court Equipment is a long-time partner and authorized installer for Har-Tru, the official hardcourt surface of the National Bank Open and paint supplier of Tennis Canada. TCE is your source for all your tennis court needs. To hone your tennis game takes practice, and a ball machine is the tool to take you to the next level. But not just any ball machine will do. "Playmate is the premier lineup of ball machines. Nothing else compares. A growing number of touring professionals use Playmate," says tennis professional Ron Sloan, of Toronto Court Equipment, who is well known in Toronto tennis circles after decades as a player, coach, and racquet specialist. The tennis court builder carries the high-quality Cambridge line of court furniture including umpire's chairs and players' seats. All Cambridge furniture comes with a 10-year warranty. **Toronto Court Equipment** also rebuilds and resurfaces clay, acrylic, and the increasingly popular cushion-surfaced tennis and pickleball courts.

416.481.2597
torontocourtequipment.com

NORDCAP STEEL DOCKS & HOMES

Are you ready to transform your family's vision of a waterfront retreat into a reality? Nordcap has been building steel docks throughout Muskoka for more than 33 years. Our expert team pays meticulous attention to every project, ensuring both functionality and aesthetics. The designs are tailored to suit the terrain and the needs of your family. Choose Nordcap for top-quality steel docks with a design that provides room to grow.

OPTIMAL DESIGNS & ROCK SOLID DOCKS

muskokadocks.com
philipp@nordcap.ca
705.637.0555



CUSTOM MILLWORK • DESIGN SERVICES

Design

Throughout the design process we work one on one with our clients to tailor their project specifically to their needs and design style. Breakfast nook? Dog wash station? We can help!

By offering all technical documentation from floorplans, 3D renderings and material selection we translate your vision into a reality. These documents are essential to provide project timelines, execute the renovation and most importantly, stay within budget. We take pride in designing spaces that are not only beautiful but functional for your day-to-day life.

Design services range from a simple refresh to custom new build homes.

**Showroom Visits By Appointment Only*



K7
MILLWORK
GROUP

About Us

Transform your living space with bespoke elegance, courtesy of our custom cabinet creations. At K7 Millwork Group, we pride ourselves on crafting timeless pieces that seamlessly blend functionality with exquisite design. Whether you're seeking a custom home millwork package, doing a renovation, or just looking for a single custom piece, our skilled craftsmen are dedicated to bringing your vision to life. With an array of premium materials and finishes to choose from, each cabinet is meticulously tailored to suit your unique style and space requirements. Experience the epitome of craftsmanship and elevate your home's aesthetic with K7 Millwork Group.
**Showroom Visits By Appointment Only*

289.221.9295 / k7millworkgroup.ca
info@k7millworkgroup.ca
11-3 Progress Drive, Orillia ON



289.552.1221 / se7eninteriors.com
se7en.interiors@gmail.com
11-3 Progress Drive, Orillia ON

good taste

STRAWBERRY BASIL Mojito

This strawberry basil mojito is a berry fun twist on the classic cocktail. It blends fresh strawberries, mint, basil, white rum and freshly squeezed lime.



SIMPLE SYRUP

- ½ cup granulated sugar
- ½ cup water

Add sugar and water to a small saucepan over medium heat. Stir until sugar is dissolved. Let cool, then pour into a glass jar and seal tightly with a lid. Simple syrup will keep, refrigerated, for about one month.

COCKTAIL (Makes 1)

- 1-2 strawberries, sliced
- 1-2 basil leaves
- 1-2 mint leaves
- ½ oz lime juice
- 1½ oz white rum
- 1 oz simple syrup
- Soda water

Add all ingredients except the soda water into a cocktail shaker. Add ice and shake until muddled and combined. Strain into a glass over ice. Top with soda water and garnish with extra basil and mint leaves. 0H

RECIPE AND PHOTOGRAPHY JENELLE MCCULLOCH

[online](https://ourhomes.ca/blogrecipes) Get more recipes at ourhomes.ca/blogrecipes

MUSKOKA WINDOW CLEANING

Over 30 Years
Experience!

We clean more than
just windows:

- Gutters • Siding • Roofs
- Decks • Patios • Docks
- Rocks & Concrete

Call for a Free Quote
705-644-1885



BROWN'S
APPLIANCES



KitchenAid®

705.765.5700 • 108 Maple Street, Port Carling • brownsappliances.com

COLOURS OF THE YEAR

STORY **GEORGETTE MCCULLOCH**



Allure of Blue

IT'S NO SURPRISE THAT MANY PAINT COMPANIES HAVE SELECTED A BLUE HUE FOR THEIR TOP PICK FOR 2024. EVERYONE LOVES BLUE. IT'S COMFORTING AND AGREEABLE IN PRETTY MUCH ANY ROOM IN YOUR HOME, ON YOUR FRONT DOOR OR EXTERIOR.

SHERWIN WILLIAMS

Upward SW 6239 – A breezy, blissful blue. Sherwin Williams recommends pairing this light neutral with a cool pastel.



C2

Thermal #752 – A "refreshing blue that's simultaneously invigorating and calming. Fresh and flexible, it uplifts and energizes its surroundings." *Continued on page 40*

BENJAMIN MOORE

Blue Nova CC-860
It's described as an "intriguing blend of blue and violet that sparks adventure, elevates and expands horizons. Inspired by the brilliance of a new star formed in space, Blue Nova beckons us to unknown places in search of new experiences."



RAILS END GALLERY

Save the date!
Haliburton Art and Craft Festival July 26 27 28

HEAD LAKE PARK, HALIBURTON
RAILSENDGALLERY.COM

NEW CUSTOM BUILDS
RENOVATIONS
ADDITIONS
ROOFING
FRAMING
TRIM WORK
DECKS
CUSTOM WOODWORKING

SPENCER CUSTOM CARPENTRY

705-774-2153 · jordanspencer2@outlook.com



Award-winning design firm specializing in home & cottage renovations



CORALEE MONAGHAN INTERIORS



Designing Inspired Spaces Where Comfort Meets Style

(705) 418-1114
133 Mississaga St E, Orillia ON
admin@cmonaghaninteriors.com
www.cmonaghaninteriors.com



MINWAX

Bay Blue stain – The company says: “This relaxing mix of blue and green expands our connection to water and wellness, moving beyond the growth-focused greens of recent years for a wholly immersive colour experience. It invites you to interpret design anew to create a home that’s authentically personal.”



VALSPAR

Renew Blue 8003-37D – Valspar describes its pick as “a nourishing, green-influenced blue that creates a sense of peace wherever you place it.”



DUNN-EDWARDS

Skipping Stones – This “serene and steely blue” has hints of green and grey and is described as meditative and energizing, like the sea.

The Others

GLIDDEN

Limitless – Glidden picked a fresh, warm yellow for 2024, saying it “contains both the power of a primary colour and the essence of a neutral to support both cool and warm tones,” for limitless possibilities.



BEHR

Cracked Pepper PPU18-01 – Behr says its colour can make a statement or keep it simple. “It’s a versatile soft black that accentuates the spaces you create life moments in.”

BEAUTITONE

Illumina – BeautiTone unveiled a captivating yellow for 2024. The soft and radiant yellow, they say, will infuse your space with a warm and luminous embrace. This yellow has gentle red undertones that will lift your spirits and blend into your current décor. **OH**



Advertise With Us

Give your business the benefit of premium exposure and connect, like never before, to our extensive targeted readership!

Tyler Annette 705.888.5706 | tyler.annette@ourhomes.ca
David Reddish 705.772.1444 | dave.reddish@ourhomes.ca

READY PINE

Pre-finished tongue and groove panels.

Ready Pine is the fast and convenient way to install your pre-finished tongue and groove pine for ceilings and walls.

Pre-finished panels

No more messes

Easy installation

@readypine (519) 669-8830
www.readypine.com

Available at your local building supply store Proudly made in Canada



Creation to Completion

We manage every aspect of your project so you don't have to.

MUSKOKA CONSTRUCTION LTD.

muskokaconstructionltd.com
 muskokaconstructionltd@gmail.com
 muskokaconstructionltd
 muskokaconstructionLTD

THE FIFTH SEASON
EVERY PET OWNER
KNOWS ALL TOO
WELL IS UPON US
– MUD SEASON!



STEPHENSON CONCRETE
FLOORS - I.C.F. FOUNDATIONS
FOOTINGS - STONE FIREPLACES
General Contracting
705.380.0068

CUSTOM EPOXY GARAGE FLOORS
Numerous Styles To Choose From

And your local Zone Garage dealer
stephensonconcretemuskoka.com

- ★ Roofs
- ★ Gutter Cleaning
- ★ Windows
- ★ Glass Railings
- ★ Brick, Stone & Siding
- ★ Fences, Decks & Docks
- ★ Driveways & Surface Cleaning

BOOK YOUR PROFESSIONAL CLEANING SERVICES WITH LIGHTHOUSE GROUP

Visit our website LighthouseGroup.ca to see our full range of services

LIGHTHOUSE GROUP
COMMERCIAL & RESIDENTIAL
WINDOW CLEANING & HOUSEKEEPING

CALL US: 705-445-5656
info@lighthousegroup.ca
www.LighthouseGroup.ca

Gift certificates available
Fully bonded & insured. WSIB Registered.

HOW TO
Save your house from
MUDDY PET SEASON

STORY **NICOLE HILTON**

HUCKLEBERRY'S
HOME & COTTAGE

OUTDOOR & WOOD FURNITURE | FIREPITS | RUGS | LIGHTING | BEDDING | TABLETOP | GIFTS

TOWN DOCK | 14 BAY STREET | PARRY SOUND | HUCKLEBERRYS.CA

housekeeping



You've probably been dreading that trail of crusty brown paw prints on your freshly washed hardwood floors or worse, splatters of sloppy dirt flinging off of your furry friend when they walk in the house and immediately shake. As all of this plays out in the slowest motion possible and your pet, unfortunately, ignores a drawn-out command to "staaaaaaaaaaaaay," rest assured there are things you can prepare in advance to preserve your spring cleaning.

If you're fortunate enough to have a dog that's into the latest fashions, then you're automatically winning the mud battle. One of the best inventions out there is the waterproof onesie for dogs. A stylish rain suit provides full body coverage from the elements and is especially helpful if your dog is low to the ground (meaning their belly is basically covered in mud from the minute you step out the door!). Secure on four booties for maximum protection. Of course, there are always those strong-willed pets that are forever on a clothing strike. In that case, you'll need to prepare your house in other ways.

Cue absorbent mats at every door. Cats, dogs and bunnies will have to check their paws (or feet) on the way inside. A mat will help soak up some sogginess, plus you can wash AND easily hide it in a closet when guests are coming over. Do your research to find the right mat for your consumer morals before you stock up because some materials are more environmentally friendly than others. However, a mat alone is not enough to clean tough mud off adventurous paws.



DYSON: V15s Detect Submarine™ wet and dry vacuum cleaner



Have you ever tried the contraption that looks like a water bottle but contains soft silicone bristles to help remove dirt from your pet's paws? All you have to do is add water, insert a muddy paw, and twist. Sparky will definitely try giving you the side eye as if to say "no chance!" But, if your pet will let you, this is an effective method to keep the mess out of your house. Take it on all your road trips for a mud-free car interior too. Cats are far too independent for this method, so proceed with caution.

Purchase a Dyson. Enough said.



For those times when your furbaby just can't help but roll in a muddy puddle, you're going to need to rely on a doggy shower or bathtub (a laundry sink is suitable for small-sized pets) to get the job done. Make sure you're armed with a gentle pet shampoo, comb, absorbent towel and pocketful of treats for your own well-being.

And when all else fails, take your mudball to the local pet store, pay for the spa service, dust off your hands and return to your clean home with a squeaky-clean pup! **oh**



VISIT OUR FURNISHED MODELS TODAY!



AFFORDABLE. SUSTAINABLE. COMFORTABLE. BOOK YOUR TOUR NOW!



JAMIE BRAUER
613-921-0042

WWW.BRAUERHOMES.CA

the lodge on LITTLE JOE

STORY RICK SHURMAN | PHOTOGRAPHY SABRINA GROOMES



Pine timbers span the great room of this Little Lake Joseph log home, built by Winterstein General Contracting. **OPPOSITE TOP:** A great spot for bass and lake trout fishing, Little Lake Joseph plunges to more than 90-metres deep. **BOTTOM:** The family lodge commands a prominent perch overlooking the lake.



There has been a long and storied history of cottage life for this Muskoka homeowner and her family. She grew up in Ottawa and summered in that area with her parents for many years. Her husband enjoyed a cottage on Lake Muskoka. Later on, her brother cottaged on Lake Rosseau. *Continued on page 48*



Plentiful windows on three walls bathe the living room in natural light. In the evenings lights mounted atop the timbers illuminate the high pine ceilings. **BELOW LEFT:** A curved wall of stone encloses a main-floor powder room. **BELOW RIGHT:** Deep water provides easy docking at the cottage boat port.



The sheltered port is an entrée to many miles of leisurely boating on three of Muskoka's largest lakes. **BELOW LEFT:** A cool onshore breeze tempers sunny days on the dock. **RIGHT:** Aboard a boat is one of the best places to see and appreciate the natural beauty of the area.

“WHEN I MET MY HUSBAND and we married, Muskoka became the obvious choice moving forward,” she explains.

The spectacular geography, proximity to the city, and the family’s familiarity with the location made that decision an easy one. She and her husband purchased a property on Little Lake Joseph for their family retreat. In the following years, they purchased the adjacent lots to protect their privacy and to potentially offer future opportunity.

This, as it turned out, was a very fortunate decision and excellent forward thinking.

“We have three daughters and some 15 years ago, when the girls were six, eight and 10, my parents decided that they wanted to be closer to their grandchildren during those wonderful summer months,” she recalls. “They also decided they wanted to build an authentic log cabin using original, square, hand-hewn logs.”

The adjacent lot suddenly found its intended purpose. She and her husband made a deal with her parents. They could use the land to build their cabin and enjoy it for as long as they liked. They would be a short walk from their granddaughters. An exciting proposition for everyone, especially Knapps and Gramps, as her parents are affectionately called.

In 2008 the project was set in motion. **Ray Winterstein**, of **Winterstein General Contracting**, used logs from three century-old

cabins in the Collingwood area to assemble the new log home. The pedigree of these logs was extremely important. He first built the new cabin at **Natural Prestige Log Homes Ltd.** in Collingwood, had it inspected, then took the structure apart, moved it to Little Lake Joseph and erected it. In keeping with the vintage design, granite fireplaces in the living room and kitchen were built to mirror the look of late 1800s cabins. It was a real puzzle piecing it all together. *Continued on page 50*





The recent renovation included new kitchen cabinetry by Ray Winterstein and stone countertops by Northern Granite Works.

ABOVE: Natural Prestige Log Homes Ltd. supplied the large timbers, hewn from newer pine logs, to support the second floor, as required by new construction regulations. **RIGHT:** Visible above the windows are old floor joist notches from one of the century-old cabins dismantled to create this home. **OPPOSITE BOTTOM:** Stone fireplaces in the kitchen and living room were built to mirror the style of masonry in late 19th century cabins.



“My parents built the place with love and a good deal of OCD,” the owner offers with a chuckle. “They were very thorough and detailed about every aspect of the build. My mother grew up around the air force and my step-dad is an engineer. They went the distance to make sure their vision and their every intention was met.”

The log home certainly shows that and then some. It took roughly three years to complete and ended up a little larger than initially planned. However, the result is spectacular, and their cabin on Little Joe became far more than just their vacation home. Many mornings the girls would shuffle their way down the path to their grandparents’ cottage, referred to as The Lodge. Knapps would make them breakfast. Pancakes, toast, their favourite grilled cheese and as time went on, coffee, lots and lots of coffee. “It was a highlight for Knapps and Gramps and for the girls as well.” A ritual and a very special one at that.



“My parents summered in The Lodge from 2010 until 2019, when COVID hit.” At that point many things changed for many people, including her folks. “They stopped coming up, got a little older and basically lost the cottage vibe. Between the maintenance, the cost and other factors, it was time.” The girls were now 10 years older, working in Toronto and Muskoka in the summers. That naturally changed most everything, including the ritual of a stroll down the path for a visit with Knapps and Gramps. *Continued on page 52*





On Labour Day weekend 2022, her parents held an online auction and sold most of the furnishings that they had curated over the years. She purchased a few items that held particular importance for the family and the rest found new homes. From that point on, she took on the task of renovating the property to give it an appeal to the next generation. The idea was to pay homage to her parents and honour the building, but marry it to elements that embrace a modern sensibility. With the assistance of designer

ABOVE LEFT: Pine knots bleeding through the painted walls and ceiling of this bedroom lend it a rustic look. **ABOVE:** Overlooking the lake, a deck of generous proportions can accommodate an outdoor dinner for 12. **BELOW:** Stone walls on the ground floor lend the lodge long-lasting solidity.



Jacqui Bednis, of **Jacqui Bednis Designs**, the owner redefined the home, from furniture to fixtures and millwork. Ray Winterstein returned to oversee the renovation and built all the cabinetry for the kitchen as well as new vanities in the primary bedroom's en suite. Outside, **Cypress Gardeners** supplied plants and flowers for the property and maintains the landscaping. To enrich garden soil and keep flower beds moist and weed-free, **Muskoka Mulch Inc.** provided mulch for the property. *Continued on page 56*


TOP LEFT: Matching pendants illuminate the white vanity and cabinets in this bathroom. **ABOVE:** This bedroom's white painted walls enhance the warmth of its wide, pine plank flooring. **TOP RIGHT:** The cottage's ground floor provides extra space for family gatherings, quiet reading or naps. **ABOVE RIGHT:** A combination of newer pine timbers and vintage logs surrounds the downstairs games room. **RIGHT:** Flanked by wooden benches and chairs, a fire pit on a stone patio creates a warm spot for watching sunsets and stargazing.



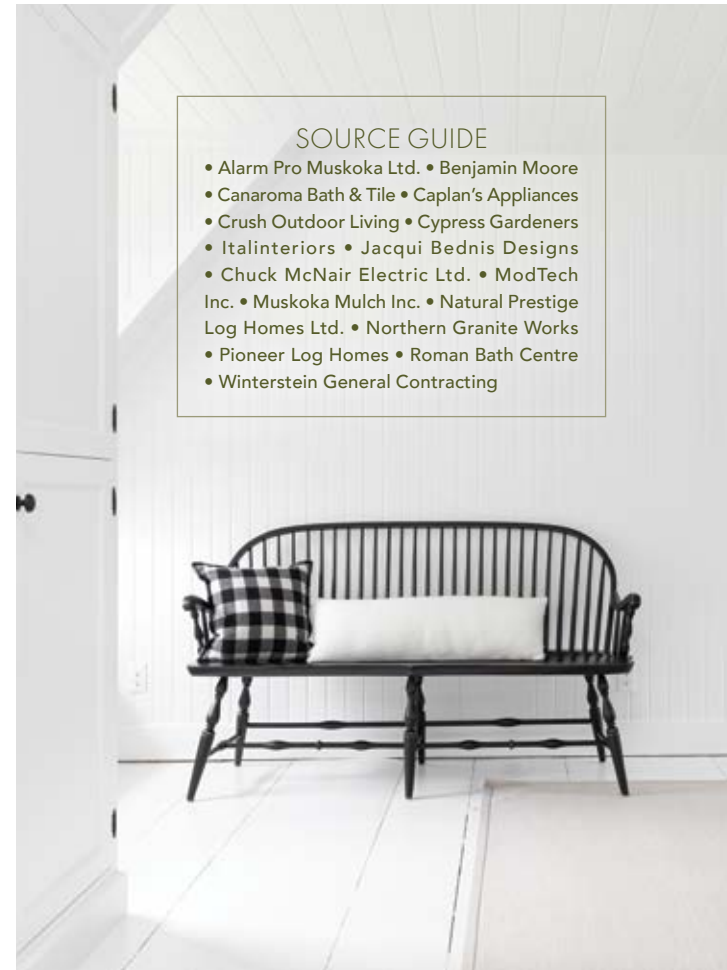
The original floor tiles and sliding french doors with back hardware were augmented with new vanities in the renovation of the primary en suite.

“MY MOTHER GREW UP AROUND THE AIR FORCE AND MY STEP-DAD IS AN ENGINEER. THEY WENT THE DISTANCE TO MAKE SURE THEIR VISION AND THEIR EVERY INTENTION WAS MET.”

Continued on page 56



RIGHT: Wide planks from one of the original cabins were repurposed and later painted as the primary bedroom floor. **BELOW:** A stone-and-glass-sided shower tucks beneath the angled ceiling in the ensuite. **BELOW RIGHT:** A vintage-style black bench provides seating in the primary bedroom.



SOURCE GUIDE

- Alarm Pro Muskoka Ltd. • Benjamin Moore
- Canaroma Bath & Tile • Caplan's Appliances
- Crush Outdoor Living • Cypress Gardeners
- Italinteriors • Jacqui Bednis Designs
- Chuck McNair Electric Ltd. • ModTech Inc.
- Muskoka Mulch Inc. • Natural Prestige Log Homes Ltd.
- Northern Granite Works
- Pioneer Log Homes • Roman Bath Centre
- Winterstein General Contracting

The Lodge is a wonderfully spirited contradiction of old-world construction and a finely curated contemporary attitude. It is stunning, from the soft colour palettes used throughout, muted plank floors, the elegantly comfortable living space, welcoming dining area and kitchen to the cosy bedrooms, and on to the outbuilding, which now serves as a games room.

It is picture perfect and most definitely speaks to a new generation of cottagers. "We plan to rent it out until the girls are ready and we hope it is attractive to just the right kind of family who will love it and respect it as we do." One look at this gem and that should not be an issue. One can only assume that more grilled cheese and coffee are on the way. **OH**

MATTRESSES of muskoka

Your Home & Cottage Mattress Centre
THE LARGEST SELECTION OF IN-STOCK MATTRESSES IN MUSKOKA

CURATED LIFESTYLE COLLECTION
 by Marshall Mattress

6 Monica Lane, Bracebridge
 705.646.2557 • mattressesofmuskoka.com

Log Furniture AND MORE

BRING HOME COMFORT
 Shop from our range of authentic Canadian wood furniture

Logfurnitureandmore.ca
 (905) 798-7656 | info@logfurnitureandmore.ca

MUSKOKA MULCH

We are a local service dedicated to providing a fast and cost-effective solution for your landscaping needs, without compromising on quality.

Simply put, we use material blowers to install mulch into your flower beds. No big trucks and crews at your house all day. Quick, easy, and cost-effective.

Muskoka Mulch Inc. is committed to sustainability and the preservation of the natural beauty of your property and landscape.

Contact us for a consultation
 (888) 483-MLCH(6524)
 info@muskoka-mulch.com
 @muskokamulch
 www.muskoka-mulch.com

*If it looks like a duck,
quacks like a duck, and
swims like a duck
– it’s a duck!*



Hooded Merganser

PHOTO: ROB WRAY

Just DUCKY

STORY LYNNE RICHARDSON

DUCKS UNLIMITED

There are about 30 species of ducks in North America, with 25 or so found in Ontario. This family of birds is at home on the water, in the air, and many of them, on land as well. But water is their main domain. They have completely waterproof flight and outer feathers that keep their downy undercoat warm and dry. They are sociable, gregarious birds who flock together for good parts of the year, often in large “rafts” out on the open water.

Ducks are a widespread family of birds, perhaps somewhat over-represented by the ubiquitous Mallard. Mallards are indeed the world’s most abundant duck and are universally well known for hanging out at local parks everywhere, readily swimming up for handouts. The Mallard drake is quite a dapper fellow, as are the drakes of many other duck species. Because ducks have distinct colour patterns and are relatively large birds, they can be clearly observed in open water, and they often stay in one spot for lengths of time (unlike say, warblers). Ducks are a relatively easy study in identification. You can linger over them, studying for identification.

A BIT OF BACKGROUND

Ducks are around in all four seasons, which is a great bonus with duck-watching. Ducks are among the first family of birds to greet us in the spring. They parade their adorable ducklings past our shorelines throughout the summer. They cheer up the dreary days of fall as they stage into large rafts before migration, and a whole new crew of hardy boreal and arctic breeders arrive to southern Ontario to overwinter with us.

They perform entertaining courtship displays, form their pair bonds during migration and they arrive already pair bonded.


The drakes of each species have fairly distinct and rather bold patterns of plumage, which makes for ease of identity. For starters, it’s good to know that the majority of our ducks fall into two distinct anatomical forms – dabblers and divers.

It’s also good to know some tips on how to ID the drakes from the ducks, or “hens” as they’re sometimes called.

DUCK ID

DABLERS

That ubiquitous Mallard is a typical dabbler type of duck. Dabblers are surface feeders and can walk on land, due to their legs and feet being centred on their body. This structure does not lend itself to underwater swimming. Dabblers are the classic “bottoms up” feeders – tipping their heads into the water – bottoms up in the air – to graze on shallow water aquatic vegetation and insects, including worms and snails. They can also walk up onto shore and graze on grasses and the occasional human handout (corn, birdseed; no bread please!). Dabblers take off straight into the air due to their larger winged structure.



Mallard Wood Duck

PHOTO: ROB WRAY



Northern Pintail

PHOTO: DAVID TURNER

LAKEFOREST CUSTOM CARPENTRY

Builder of Fine Homes & Cottages
All Types of Additions, Garages & Boathouses
Custom Kitchens, Baths, Decks, Docks, Stairs & Railings

Muskoka
705 773 2566 • lakeforestcustom@gmail.com

IDS
THE DOCK SHOP

Custom Docks & Decks

- Dock Services
- EZ Dock products
- Ramps & Railings

705-306-0090
thedockshop.net
carson@thedockshop.net

Weatherwall Canada

Welcome to your new favourite space.

Porches. Patios. Garages. And More.
Eze-Breeze is flexible. Easy to install. And may just become your favourite spot in your home.

Quinn’s Sunrooms
quinnssunrooms.com
705-773-8569

birding



PHOTO: LYNNE RICHARDSON

Harlequin Ducks



PHOTO: NIGELLEVES

Long-tailed Duck



PHOTO: DAVID TURNER

Redheads

DIVERS

Divers dive rather than dabble for their food. Their legs are set further back on their body, giving them a streamlined underwater profile and aid in their underwater propulsion. Their feet are bigger than dabbler duck feet and propel them along underwater. They are awkward on land and come ashore only to nest or rest.

DRAKES

Male ducks or drakes are generally a very handsome lot, distinctively patterned, coloured and fairly easy to distinguish one species from another.

HENS

Most hen ducks look nothing like their dapper male counterparts. Ducks are “sexually dimorphic,” which is the appearance of one species in two distinct forms. Nature leaves the females cryptically coloured so they are camouflaged from predators, a bonus during the sensitive

nesting season. But this can make female duck ID a tricky business. However, to help out with this, there is a saying amongst birders that if you want to ID a female duck, just look at the male she’s swimming with! Ducks pair up early, over the winter and in migration, and arrive in our area already mated. You almost always see a male and a female together in their pair bond. ID the male and you’ve got a 99 per cent chance that his female friend is his mate and the same species.

THE MOULT

But even this isn’t 100 per cent effective as ducks undergo a moult after the breeding season. The dapper drake wears a drab “eclipse” plumage for a month or more that is very similar to the females. Now, this makes ID of both males and females challenging. However, as this moult renders the ducks flightless, they remain secretive and out of sight, so chances are you won’t see many ducks during this cryptic phase anyway. Whew!

JUST DUCKY IDIOMS

Ducks have long been associated with quite a range of familiar phrases. Why have ducks generated so many idioms? Ducks don’t sing, they aren’t particularly noted for any peculiar or unusual habits, and they lead fairly quiet lives out on the lakes and ponds. But they do have a cute waddle in their walk, their quack sounds like laughter, and their fluffy young are adorable. But that doesn’t explain it. A search for the origin of these idioms comes up with a lot of “origin unknowns.” However, the sayings have been around for a long time and are hugely expressive, so let’s get quacking and have a look at some of them.

Yes, you may be a lucky duck, an odd duck, a sitting duck, a lame duck or a dead duck. You can let a problem slide like water off a duck’s back, you can take to a task like a duck to water or you can get out your umbrella when it’s good weather for ducks. There’s the ever-popular “bottoms up” toast, and the helpful “duck” or “duck down” warnings! And of course, we can’t forget the timeless advice to get your ducks in a row. Aren’t these sayings just ducky? Do any of them quack you up? Lord love a duck, that’s a lot of expressions! Duck soup.

There’s even the famous “duck test” quoted above – If it walks like a duck, talks like a duck, swims like a duck – it’s a duck! This common phrase has its origins in philosophy. The test suggests that, logically, it can be inferred that a most likely conclusion can be deduced from simple observations. But it’s not an infallible test. Various other waterfowl such as loons, grebes and coots are often mistaken for ducks! But that is another story for another time. Time to duck out! **OH**

Trust us to build your dream

BRAUN
CUSTOM BUILDS

Cottages • Custom Homes • Garages
Additions/Renovations • Project Management

Serving Haliburton County and the Surrounding Area

705-457-6807 • brauncustombuilds.ca • office@brauncustombuilds.ca

CORDELL
CORDELL CARPET
more than just carpet

Hunter Douglas Custom Window Coverings
Benjamin Moore Paint • Ceramic • Porcelain • Natural Stone • Tile
Hardwood • Laminate • Vinyl • Luxury Vinyl Plank Flooring
Professional Installation • Free Quotes

25 Hops Drive, Beer Store Plaza,
Haliburton ON
cordellcarpet@bellnet.ca
cordellcarpet.ca 705.457.2022

Benjamin Moore
HunterDouglas

HAWKE
STONE
SOAP Co.

**IF YOU GET DIRTY
IN MUSKOKA
YOU SHOULD
GET CLEAN
MUSKOKA STYLE.**

At the Wharf: 900 Bay Street Gravenhurst
HawkeStoneSoapCo.com

RONA
PARRY SOUND

Est. 1975

705-746-5894 • service@psrona.com

amvic
building system

Everything ICF is your Northern and Central Ontario
AMVIC Building System dealer providing all of your
EPS foam insulation needs and more, from knowledge
and expertise, to products and service

EVERYTHINGICF
BY WOOD LUMBER

705-306-4911 • 1-866-383-9663
everythingicf.ca • help@everythingicf.ca
7581 Hwy 118, Minden

Restoring Beauty & Value To Homes
Since 1988

BEFORE **AFTER**

EXTERIOR RESTORATION
Log Homes • Wood Siding
Decks • Fences
Cob Blasting • Painting
Staining • Pressure Washing

INTERIOR TRANSFORMATION
Sanding & Refinishing Floors
Refurbishing Cabinets
Design & Custom Finishes
Drywall Repair & Painting

✦ ISLAND ACCESS ✦

CEDAR LAINE RESTORATION

705.644.4619 | info@CedarLaineRestoration.com
www.CedarLaineRestoration.com | Like Us on Facebook **f**



PRESSED Botanical FRAMED ART

Make flowers the star of any room by creating this simple pressed botanical art. Bring the essence of the season inside with this easy DIY.



Materials

- Bouquet of fresh flowers
- Parchment paper
- Iron
- Artist palette paper
- Towel
- Frame

How-To

1. SELECT FRESH FLOWERS

Start by choosing a bouquet of fresh flowers. Opt for blossoms that are almost at their peak, have naturally-flat shapes and are single-layered petals like daisies or cosmos for optimal results. Pick greenery, like eucalyptus, ivy or ruscus.

2. PREPARE MATERIALS

Separate and cut flowers to desired length, removing extra leaves. Cut desired greens.

3. PRESS FLOWERS

You can press flowers and greens two ways – between the pages of a book or with an iron.

If you are using the book method, make sure flowers are placed between two pages of parchment paper before adding to a book. This method will take several weeks.

Using an iron will speed up the process. Place flowers and greens between parchment paper on top of a towel. You may have to do this in batches. Place your iron directly over flowers and greens, and hold for approximately six seconds to start. Continue this process, holding the iron for up to 10 seconds, making sure flowers and greens do not burn. Repeat until all flowers have been pressed.

4. PLAN AND ARRANGE

Once the flowers are completely dry, remove from parchment paper, then layer the arrangement on the palette paper. Try different layouts until you are happy with the placements.

5. FRAME ARTWORK

Place the pressed flowers on the palette paper into the frame, and secure in place.

6. HANG AND ENJOY

Find a spot to hang your botanical art and let the colours add a touch of elegance to your space. **OH**

Window Works Muskoka



YOUR WINDOW & DOOR SPECIALISTS

Diverse selection of products

Traditional and contemporary designs

Knowledgeable staff to assist you with the best selections, working alongside your architects, designers and builders on your new or renovation projects

SERVING MUSKOKA & AREA FOR 36 YEARS!

sales@windowworksmuskoka.net
2358 Hwy 11, Gravenhurst

705-687-7617
1-800-668-9858

www.windowworksmuskoka.net

Authorized Dealer

LEPAGE
MILLWORK



PHOTOGRAPHY WALTER FRANCYK

TRIED AND TRUE



Virginia Adams



“We’ve been here for 10 years.”

— Virginia Adams

THE PRODUCTS

A one-stop shop for compact heavy equipment, **Bobcat of Parry Sound** offers the full Bobcat line, including excavators, track loaders, skid steers, tractors and zero-turn mowers, says operations manager Virginia Adams. The shop carries power equipment as well – Honda generators, snowblowers, lawn equipment and pumps, Stihl and Husqvarna chainsaws, trimmers and leaf blowers plus Split-Fire log splitters and chippers. It is also a Boss snowplow dealership.

AT HOME

People use Bobcats to clear their driveways during winter and for spring and summer jobs around the house. “The Bobcat tractor is the perfect piece of equipment for a homeowner, but you can also do a lot of work with it,” says sales specialist Oliver Kahl. “A lot of guys are purchasing it for themselves but finding they can actually start a business with it. I’ve helped a few customers do that.”

AT WORK

Bobcat recently launched the S86, a 105-horsepower skid steer loader, the most powerful skid steer it has ever built, as well as the T86, a 105-horsepower track loader – its most powerful compact track loader. Bobcat is bridging the range from homeowners to large construction companies.



Oliver Kahl

INNOVATION

Bobcat Company’s major advantage is that it’s been around since 1947. “It’s tried and true,” says Oliver. The company recently introduced new product lines, including small turf equipment such as sod peelers and aerators. “They’re also getting into electric, battery-operated skid steers, as well as track loaders and small, battery-operated mini excavators,” Oliver says.

SERVICES

“It’s so advantageous to get your servicing done and your parts locally,” says Virginia. “We want you in a Bobcat so that we can look after you right from the get-go and in the neighbourhood.” The company offers on-site emergency road service with a mobile technician. Its two-bay garage in the Parry Sound Industrial Park employs three technicians, one for large equipment and two for small equipment. “Anything purchased here gets serviced here,” says Oliver. “We do home delivery, home pickup and we have float services.” **OH**

GET THERE

25 Woods Rd., Parry Sound | 705.342.1717 | bobcatofparrysound.com



The Art of Painting, Perfected

Looking to spruce up your garage door, add a pop of life to your kitchen, or give your home's exterior a makeover? Look no further than Pro Painters!

Tailored Solutions for Your Needs

Want to go modern with a **spray job** or keep it classic with **brushes and rollers**? The choice is yours! We'll work closely with you to find the perfect solution for your project. And no matter what, expect **fast, local, top-quality** service every time.

Our proven process ensures consistent performance for any project, **enhancing your property's value and curb appeal** efficiently.



Interior and Exterior Excellence

From vinyl siding to brick, covering both the interior and exterior, we provide high-quality products and exceptional customer service for all your projects, **including:**

- ✓ Exterior Painting
- ✓ Interior Painting
- ✓ Staining
- ✓ Popcorn Ceiling Removal
- ✓ Kitchen Cabinet Refinishing
- ✓ Drywall Repair
- ✓ Commercial Painting
- ✓ Pressure & Soft Washing

Trust Pro Painters for unparalleled quality and service.

Book Your Free Estimate Now and Get a Complimentary Design Consultation



FREE ON-SITE ESTIMATE

Proudly Serving:

- Huntsville
- Bracebridge
- Haliburton
- Gravenhurst
- Muskoka Lakes
- Minden
- Lake of Bays
- Parry Sound



705 995-0663

charles@propaintersmuskoka.com

f i y t | propaintersmuskoka.ca

CHARLES VEILLEUX,
Founder and CEO.

Water IN THE GARDEN

STORY TERESA MATAMOROS

Water is the source of life and has been an essential design element in the garden for many millennia. Water in the garden is about abundance and flow. It can be a source of fun, serenity, relaxation, joy, curiosity, mystery and magic.



Water fosters biodiversity, contributing to a healthier and more balanced garden environment.

If you want birds or butterflies in your garden, water is a must.

Frogs will come if you have a pond. Some fish can help with the algae and pond waste and can eat insects and mosquito larvae. However, fish may attract raccoons and herons. A great blue heron visited my small pond many years ago and had a wonderful

meal of all my goldfish! I made sure my next pond had some strategically placed rocks for the fish to hide.

For the winter, a small heater for a birdbath or a larger one for a pond is a great way to keep a small area of water from freezing, so birds can visit all year long. This also allows for gases from decaying organic matter to escape, which is very important for overwintering fish and frogs.

The sound of water contributes to the sensory experience, providing a calming backdrop that drowns out the hustle and bustle of everyday life. If you live by a busy street or beside a noisy neighbour, a waterfall from a pond or splashes from a single fountain are wonderful ways to distract from those noises.

It really doesn't matter how small your space is – there is a water feature for you.

Continued on page 70



Scott's Excavating & Landscapes




- Landscaping
- Excavation
- Stone Patios, Stairs & Walls
- Property Maintenance
- Septic Installation

www.scottlandscapes.com

705-205-7268

info@scottlandscapes.com



Options

TABLETOP

There are tabletop water features that fit on a small table in a small space, like a balcony. Smaller homes with small gardens could add a birdbath or a stand-alone fountain that sits in a dish with a small recirculating pump. You could even use a half-barrel or water trough. All it takes is a few water plants like water lilies and marginal plants like irises and voilà, you have a miniature water garden. Adding a little spitter (small fountain) will oxygenate the water so you will have success with fish in your little water feature.

INGROUND

If you have a larger garden, an inground pond might be the thing. You can purchase preformed liners for a pond, or you can dig one in the ground in whatever shape you want or need. I would recommend that whichever you choose, go a little bigger than you think you want. Ponds somehow look smaller once they are in the ground.

WATERFALLS

Pondless waterfalls are the way to go if you just want to have the therapeutic qualities of water without the maintenance of a pond.

Space, budget and style will help determine what kind of water feature to incorporate into your garden. A townhouse might call for a small wall fountain spilling into a basin and a reflecting pool would match a modern house in the city. Ponds with waterfalls should look natural, or as natural as possible, in their environment. The environment of where you live will help make your choices.



Regardless of the type of water feature you decide on, make sure it is situated close to the house with good views from the windows and/or seating areas or patios. Ponds should have some sun but keep in mind two-thirds of the surface should be covered with plants to reduce the amount of algae that can grow.

The integration of water features in a garden transcends mere aesthetics, offering a plethora of benefits for both the environment and the well-being of its inhabitants. Embracing the allure of water in the garden is not just an aesthetic choice but a transformative journey toward cultivating a space that nurtures and rejuvenates the soul.



Teresa Matamoros has a Bachelor of Science degree, an Ontario Diploma in Horticulture and is an ISA Certified Arborist.



SATURDAY
APRIL 27
9am–5pm

SUNDAY
APRIL 28
9am–4pm

ALPINE SKI CLUB
17-242 Arrowhead Rd,
The Blue Mountains

FREE PARKING

Appearing On The NorthShore Stage



Designer
JANE LOCKHART

Deck Specialist
PAUL LAFRANCE

Garden Expert
FRANKIE FLOWERS

OVER 70 EXHIBITORS!

TICKETS ON SALE NOW AT
ohproductions.ca



castle
building centres

YOUR *Trusted*
BUILDING SUPPLY
PARTNER

Cottage Country Building Supplies | Emmerson Lumber
705.489.2212 | 705.457.1550
Carnarvon | Haliburton

GARDEN CENTRE OPENING APRIL 15, 2024

Pratt's
GARDEN
CENTRE

- ANNUALS
- PERENNIALS
- OUTDOOR FURNISHINGS
- LANDSCAPE MATERIALS

Shop our large variety of professional landscaping tools, gardening products, and gift items.

3233 Muskoka Road 169, Bala

- LANDSCAPE DESIGN
- GARDENING
- PROPERTY MAINTENANCE
- CONSTRUCTION

Pratt's
LAWN CARE
& LANDSCAPES

705.762.5623 | www.prattslawncare.com

STORY LORI DAVIS | PHOTOGRAPHY SANDY MACKAY

tranquility BASE



Lisa and Alan Mastrangelo built their new cottage on the shore of the channel that links the eastern and western portions of Little Whitefish Lake.



as wisps of morning mist drift over Little Whitefish Lake, Lisa and Alan Mastrangelo relax on their deck and allow nature to work its magic. The soothing sound of wind and water quickly eases the stress of a hectic week.

Located in Seguin Township, their four-season, three-bedroom cottage is the ultimate weekend getaway. “After a long week of work, there’s nothing quite like stepping foot into our home away from home,” says Alan, vice-president of a manufacturing company.

Continued on page 74



Cedar shingles sheathe the gables of the Mastrangelo cottage where builders blasted and excavated 75 truckloads of rock to make way for the new building. **ABOVE LEFT:** Furnished with comfy wicker armchairs, the very welcoming porch stores firewood for the wood stove.

Brooklace Kitchen & Bath built the entertainment centre and shelving in the living room where the vaulted ceiling, painted Benjamin Moore Simply White, reflects natural light. **BELOW:** Lisa, Alan and designer Joy Crookshank shared a sense of humour while finishing and decorating the lake house. **BELOW RIGHT:** Red Canoe Interiors furnished the Brentwood sectional sofa in the open-concept living space.



The couple, who reside in Mount Albert, were immediately bewitched by the beautiful property. “Our son-in-law found the listing on a whim and it just so happened to check all our boxes,” says Lisa, now retired. “We took a drive and we immediately fell in love.” Alan and Lisa purchased the property, tore down an existing, older cottage and began building from scratch in October, 2019.

They entrusted **Pat Clark Contracting** to erect the frame and exterior. At this point, Alan took over and, with Lisa’s help, spent the next four years finishing the cottage. It was a labour of love that utilized his carpentry skills and also helped him relieve the pressure of a stressful career. “I work full-speed all the time. When I come up here to work on the house, I forget everything but the job at hand,” he explains. Alan installed the electrical service, plumbing, insulation, vapour barrier, drywall, flooring and trim. He learned construction from his father who emigrated from Italy and, as a family, they built many homes over the years, Alan recalls.

Although Lisa was exasperated with the time it took to complete the project, she is proud of the meticulous workmanship Alan incorporated throughout the cottage. Lisa pitched in and helped, tackling every job with determination and enthusiasm. “Even when he had my life on the line up on the scaffolding,” she quips.



Lisa and Alan



ABOVE: A wood stove in the living room kept the house warm during winters when the couple worked on the cottage interior. **TOP RIGHT:** The family can cruise from their dock to Big Whitefish Lake in the north or south to Clear Lake. **ABOVE RIGHT:** Lisa and Alan were immediately struck by the potential of their one-acre waterfront property. **RIGHT:** The couple’s flourishing flower gardens make the cottage look like it’s been there forever.



The couple collaborated with designer **Joy Crookshank** of **Red Canoe Interiors** to forge a lake-house vibe that is bright and airy by blending a neutral colour palette with texture and low-profile furniture. “I wanted the space to feel whole, cohesive in colours and textures,” says Joy. She enjoyed working with Lisa and Alan and quickly discovered they shared the same sense of humour. “We had fun joking and chatting about the project,” she says. Lisa appreciated Joy’s uncanny ability to select décor and colours that accurately reflected her vision of the cottage. “Working with Joy was great. She gets a feel for what you want and offers lots of alternatives,” says Lisa. *Continued on page 77*

Brooklace Kitchen & Bath built and installed the Mastrangelo kitchen cabinetry and counters as well as the bathroom vanities.



ABOVE: Yellow coneflowers populate the front yard gardens. **RIGHT:** The kitchen island, topped with quartz, is illuminated with pendant lamps from Red Canoe Interiors. **BELOW:** A view of the lakeside forest is a fringe benefit of work at the kitchen's double sink.



Joy enjoys creating spaces that are relaxed and comfortable. "I have always loved decorating interior spaces. I grew up in a home where my mother had places for everything and was amazing at layering old treasures with new. Our home always felt quiet, comfortable and organized."

The main floor is open concept yet compact and comfortable with easy-care, engineered hardwood floors. Cooking for friends and family is a pleasure in the well-equipped kitchen, furnished with cabinetry and counters by **Brooklace Kitchen & Bath**. "They're excellent people to deal with," recalls Alan, who enjoys mastering a new recipe. "We like entertaining our family and friends." Matching bell-shaped pendant lamps, from Red Canoe Interiors, with trendy Edison bulbs gently illuminate the generous quartz-topped island. A built-in bar fridge conveniently chills wine for dinner. A dark ceramic tile backsplash, by **Tilemaster**, skirts quartz countertops. Indigo counter stools accentuate the gold hardware and white maple cabinets.

Continued on page 79



Alan's favourite spot is the cosy, sun-drenched Muskoka room, the ideal haven in which to relax with a glass of wine after a long week. **Sunspace Sunrooms** provided the **WeatherMaster** windows, made from ViewFlex, a tough, resilient vinyl that is virtually maintenance-free. They provide 75 per cent ventilation so enjoying a breeze off the lake is easy. Wicker furniture, white shiplap walls with a contrasting accent wall and Cape Cod siding add a nautical feel to the room. "I really like how this room turned out," says Joy. "Allan did a good job on the trim, walls and flooring." *Continued on page 80*

LEFT: A critter wall of forest denizens greets visitors entering the cottage. **BELOW:** Just outside the Muskoka room, a wide deck, bordered in glass, overlooks the gardens and waterfront. **OPPOSITE:** Sunspace Sunrooms supplied the WeatherMaster vinyl windows in the Muskoka room, Alan's favourite spot to relax in after a hectic work week.





Landscaped by Dreamweaver Stonescape, the shaded front yard slopes gently to the lake. **RIGHT:** Near the cottage entrance, Mother Nature forged and decorated the Canadian Shield with colourful striations.

On cool, spring evenings, Alan fires up the black wood stove in the living room. He installed the stove during construction so he could work on the cottage throughout the winter. Large windows, provided by **Rona**, infuse the main level with light. The vaulted shiplap ceiling in **Benjamin Moore** Simply White reflects natural light throughout the open concept. Stylish, yet durable furniture was a must to accommodate their busy lifestyle. Joy chose a Brentwood sectional sofa, matching armchairs and a sturdy Dash and Albert area rug made of recycled plastic.

Continued on page 82



Why Interrupt The View?

For Those Who Love Undisturbed Natural Beauty.

FRAMELESS
CLEARRAIL
GLASS RAILING

Sophisticated, modern and minimal. **CLEARRAIL** is the perfect alternative to traditional railing, allowing you to enjoy your environment. Delight in the beauty of the natural world without the intrusion of traditional wooden or metal railing. Constructed from premium quality 1/2" (12mm) clear tempered glass and stainless-steel hardware, **CLEARRAIL** can provide safety, security, controlled access, and wind-protection while at the same time allowing you an unhindered view of the world around you.

Undisturbed. Natural. Beautiful.
www.clearrail.ca • 1-705-835-3450 • Orillia
**Please visit www.clearrail.ca/warranty for more information.*



The primary bedroom opens to a spacious deck and outdoor dining area. Matching grey-and-white lamps with pottery-style bases flank the bedroom suite, adding a rustic flavour to the room. An adjacent en suite and walk-in closet provide convenience and functionality.

Alan and Lisa's labour of love nears completion as they continue to work on transforming the lower level into a recreational space and guest suite. In the meantime, they are enjoying their peaceful, lakeside haven. **OH**

SOURCE GUIDE

- Benjamin Moore • Brooklace Kitchen & Bath • Chestnut Flooring • Dreamweaver Stonescape • Lowes • Pat Clark Contracting • Red Canoe Interiors • Rona • Sunspace Sunrooms • The Royal Wood Shop • Tilemaster



TOP LEFT: The king-size bed in the primary bedroom enjoys a beautiful view of the lake. **ABOVE:** The double-sink vanity in the en suite is equipped with vintage-style faucets. **LEFT:** Windows on either side of the bed help keep the primary bedroom bright.

Pat Clark Contracting

Over 20 Years Of Quality Building

- New Construction
- Renovations
- Project Management
- Additions
- Cottages
- Boathouses
- Maintenance

www.patclark.ca pat@patclark.ca

[@patclarkcontracting](https://www.instagram.com/patclarkcontracting)



Backlit quartz in Skara Brae installed by Elegant Solutions

*elegant*solutions
Luxury Home Brands and Finishings

Over 15 years of experience in quartz surface installation. Visit our slab gallery and showroom today.

12 Sarjeant Dr. Barrie | 705-797-0114
www.elegant-solutions.ca



Red Canoe Interiors is not just a design company that gets the job done. We love to get to know you and your project. We work to create a space that feels "right at home" for you. We love to juxtapose timeless pieces with quirky twists that make it special, casual and comfortable.

Contact us today to set up your consultation!

RED CANOE INTERIORS
www.redcanoeinteriors.com
705.746.2268



LABOUR of love



At the top of their game, on time and on budget, professionals make it look easy.

PHOTOGRAPHY **WALTER FRANCYK**

**Elise Boyer, Lauren McRoberts,
Laura Ranft & Sarah MacDonald**

VERANDA

Veranda's curated showrooms are a prominent presence in downtown Bracebridge. Its four galleries are filled with a collection of furniture and accessories reflecting varied styles for homes, lodges, cottages and condominium retreats. Superior customer service and competitive pricing are Veranda hallmarks.



PRODUCTS

This store has everything you could ever want or need for interior design, says owner Elise Boyer. The 8,000 sq. ft. showcase carries a large inventory of furniture, rugs, lighting and window coverings and many custom options. Accessories are a bonus. "We have extensive and wide quantities of dinnerware, flatware, glassware, barware, linens, lamps, toss cushions, mirrors, wall art and rugs."

DESIGN

The store offers complimentary design services with Laura Ranft, who has transformed luxury home and cottage interiors for more than 20 years. Its large warehouse is well stocked with varied inventory. Veranda extends unlimited storage in its warehouse for all client purchases free of charge. A comprehensive website lists the entire collection of in-stock products.



Continued on page 86



**Kaitlyn Taylor
& Andrew Mueller**

"We take pride in delivering exceptional construction services through a comprehensive and carefully-planned process that puts client vision at the forefront."

K7 MILLWORK GROUP & SE7EN INTERIORS

K7 Millwork Group, founded in 2012, excels in residential renovations, additions and restaurant projects. While our primary focus is major renovations, we're equally enthusiastic about smaller ventures. In 2019, we expanded our capabilities by integrating Se7en Interiors Inc. into our company. This move brought together a team of interior designers and project managers, giving us a competitive edge.



OUR SPECIALTY

We excel in complete home renovations, offering stress-free design-to-construction services. We specialize in interior design, crafting beautiful, functional kitchens and custom millwork. Our experienced team works closely with you to create spaces that match your style and needs, ensuring top-notch quality. We maximize kitchen functionality with quality materials and expert craftsmanship. Custom millwork, including built-ins and shelving, is tailored to enhance your home's style and function, promising lasting beauty and utility.



PHOTOS: MIKE CHAJEKI

OUR PROCESS

At K7 Millwork Group, we pride ourselves on delivering exceptional construction services with a comprehensive and carefully-planned process. Our process begins with a detailed consultation to understand vision and goals for the project. We work closely with you to identify the scope of the project, including the timeline, budget and desired outcomes. From there, we provide a comprehensive proposal outlining the project specifications, costs, and any necessary permits and approvals required.

Continued on page 88



CLEAN DOESN'T MEAN COMPROMISE



WOOD-BURNING IN CLASSIC SPACES.

The Uptown's clean design and moderate size offer endless possibilities for style and expression. The built-in guillotine door and screen glide smoothly on vertical rails using bearings and duo counterweights. The same fluid motion is used in a tilt-forward system for easy cleaning and servicing. Both the guillotine and tilt-forward systems simplify loading, operation, and maintenance while providing safety to those wanting the experience of a 600 in² view of a beautiful, open, crackling fire.

For design ideas and information, we welcome you to visit our spectacular **must see showroom** located in **Huntsville, Ontario**



FIREPLACE KING

3 Cairns Drive, Huntsville
705.789.8067

fireplaceking.com

GIBSON REAL ESTATE ROYAL LEPAGE TEAM ADVANTAGE REALTY

Born and raised as a fifth-generation resident on McKellar Lake, Terri Lynn Gibson brings a wealth of knowledge to residential and commercial real estate in the Parry Sound area. She's a specialist on McKellar, Dunchurch and Whitestone areas. An award-winning realtor, she recently garnered the Royal LePage Red Diamond Award, bestowed on the top two per cent of agents.



Terri Lynn Gibson

PHOTOGRAPHY: SONYA FELSMAN



Trish Devoe

SERVICE

Terri Lynn advises sellers how best to prepare their property for the market. For buyers, she makes certain they know all the best options for financing, home inspection, insurance and solicitors, before they sign a purchase agreement. "To ensure that I continue to provide the first-class service to my clients that I'm known for, I've grown my team to include Trish Devoe as my full-time licensed administrator," she says.

DEDICATION

Terri Lynn believes in building lasting relationships with clients, treating them professionally, honestly and expertly. Most of her business is referrals from happy clients who have become friends. She regularly connects with colleagues and industry specialists to learn and master innovative ways to help clients.

Continued on page 90

STICKLEY®

From MISSION to MODERN, Stickley has combined flowing lines inspired by original design with moments of sophisticated handwork that beautifully showcase the furniture maker's art.



Bespoke, Handmade &
Natural Mattresses by
Marshall – Sprout – Hypnos



MUSKOKA PAINT & DECORATING LTD.

“The largest draw for the store is Benjamin Moore premium paint,” says Greg Wismer, owner of what’s known as “The Paint Store on the Hill” in Bracebridge. “Our mission is to inspire and transform, one colour at a time.” When it comes to premium paints and stains, Benjamin Moore has set the standard for excellence with superior performance to achieve beautiful, lasting results every time you paint, he says. In business since 1985, the store offers expert knowledge, advice and colour consultations. It carries vinyl plank flooring as well as tools and accessories. “Everything needed to paint, stain or wallpaper,” says Greg.



Greg Wismer, Janet Longhurst & David Batten



WINDOW COVERINGS

Hunter Douglas light-filtering or room-darkening blinds offer a multitude of textures, colours and transparency. “We provide in-store or in-home consultations, measuring and installation,” says Janet Longhurst. Laser measurements ensure an exact fit for each individual window.



SPRING

As warmer weather arrives, people begin thinking about the outdoor projects they want to complete over the summer. “Spring is when we start exterior consultations,” Janet says. Woodlux is Benjamin Moore’s newly-improved exterior stain, with new colours and finishes, ranging from transparent to solid, providing excellent resistance to harsh weather conditions in addition to being a UV and mildew-resistant coating.

Continued on page 92

Muskoka’s Largest Home Service Company



GENERAL BUILDING SERVICES INC.

Where One Call Does It All.



We Get The Job Done

GENERAL CONSTRUCTION • ROOFING • SIDING • WINDOWS & DOORS

315 Industrial Drive, Gravenhurst, ON P1P 1X4

705.687.9143 . info@gbscontracting.com . www.gbscontracting.com



STONE MASONRY & RESTORATION

Follow us on Instagram:
@muskokasplitrockinc
muskokasplitrock.com
705 787 5999

SOUND INTERIORS

“Lighting is the bling for your home,” says Sound Interiors owner Tracey Sitts. “It can change the whole look of a space or it can tie a room together.” Her lighting showroom also specializes in custom window coverings, including blinds and drapes. It carries home décor, bathroom accessories and mirrors, and can order a wide variety of furniture.



Tracey Sitts



WINDOW FASHIONS

Graber and Alta window coverings, two very popular brands, offer any style of shade you can imagine, Tracey says. “We do custom draperies as well.” Motorization, automation and remote control are popular and trending. “You can program your blinds to work with your smart home or your phone,” she says.

TRENDS

“Lighting is transitioning to very Mid-century modern, with frosted white glass and round globes,” Tracey says. “Marble swirl glass is coming back to cover up the starkness of exposed bulbs.” Many people don’t account for lighting when planning a renovation or new construction. But bring your plans and Tracey will help plan electrical services and light fixtures. “We do on-site consultations, everything from whole projects to one small room.” **OH**

SEE OUR DIRECTORY FOR ALL CONTACT INFORMATION.



Visit our showroom today or call for a free estimate



NOVASTONE
COUNTERTOPS

64 Ferris Dr, North Bay • 705.840.1000 • novastonefab.ca



**CUSTOM QUALITY
STONE SURFACES**

Serving Muskoka, North Bay & surrounding areas.



FERNCLIFFE
DEVELOPMENT & DESIGN INC.
705-732-1280
www.ferncliffedevelopment.com

Build.
Renovate.
Landscape.
Maintain.



in the kitchen

ESSENTIAL KITCHEN TOOLS for the HOME COOK

STORY BAILEY FRANKLYN

Whether you're an avid home cook, or someone who wants to spend more time in the kitchen, the tools you have (or don't have) can impact the overall cooking experience, and possibly the quality of your dish.

It was challenging to narrow down the list, but here are the 10 essential tools every home cook should have in their kitchen. Chances are you already own a few. Some of these items are inherently more expensive than others. And while you don't have to buy the most expensive product on the market, I do suggest spending money on quality items.

KNIVES


An obvious place to start, a good set of knives is a must for any home cook. You don't need a full butcher block. I usually recommend having three: a chef's knife for all your chopping and cutting needs, a serrated knife for slicing bread, and a paring knife for smaller, more precise work.



VICTORINOX: Swiss Classic Chef's Knife, Bread Knife and Paring Knife

CUTTING BOARDS

Having a few lets you designate one for raw meat and have various sizes to suit various needs. Plastic versus wood is my personal preference, just don't choose glass.



CUISIPRO: Fibre Wood Board with Silicone Feet

CUISIPRO: Medium Foldable Cutting Board

MIXING BOWLS

A versatile tool, mixing bowls are something you will use frequently. It's best to have good-quality bowls that can withstand regular use. I prefer stainless-steel bowls that nest inside each other, to save on space.



LE CREUSET: Stainless Steel Mixing Bowls

BAKING SHEETS

A must for baking cookies or roasting vegetables, baking sheets of different sizes are an essential tool for a home cook. If you do a lot of baking, I suggest a wire cooling rack as well.



CUISIPRO: Baking Sheets



BRIZO® KINTSU®

Delicate harmonies come to life in the Kintsu® Bath Collection by Brizo®. Tranquil contours reflect elegant Scandinavian minimalism, while natural materials and broken geometries channel the Japanese philosophy of Wabi-Sabi.



Discover the Kintsu® Bath Collection by Brizo® at a Bathworks Showroom near you.

250 Bayley St. W.
Ajax, ON
905-427-4149

516 Bryne Dr.
Barrie, ON
705-722-4125

405 College St. E.
Belleville, ON
613-969-0842

699 Gardiners Rd.
Kingston, ON
613-384-6262

433 Eastchester Ave. E.
St Catharines, ON
905-688-8887

BOX GRATER

Similar to a microplane, but they don't do exactly the same thing, so it's best to have both. A box grater is key for shredding hard cheeses, and vegetables like beets, carrots or cauliflower.



CUISIPRO: 6-Sided Box Grater

SILICONE SPATULAS

Not just for baking, spatulas are an incredibly versatile tool all home cooks need. Silicone specifically because they are heat resistant, dishwasher safe and do not scratch or damage pots and pans.



CUISIPRO: Piccolo (Mini) Spatulas

SIEVE/STRAINER

Another underrated and overlooked tool, the sieve is very versatile. Use it to drain and rinse canned beans, strain juice or soup, dust powdered sugar or cocoa powder on a cake or sift flour. If you don't have this tool, it's something to add to your list.



TRUDEAU: 8" Fine Mesh Strainer

BLENDER OR FOOD PROCESSOR

If you have the budget to invest in both, great. If not, think about what you'll primarily use it for. Blenders are great for pureeing or liquifying things such as soups, smoothies or sauces. Food processors can slice, chop and shred, for things like pesto, falafels or a chunky salsa.



CUISINART: Hurricane Compact Blender

CAN OPENER

My guess is you have one of these, because if you didn't you would quickly learn how essential they are. Without it, those canned tomatoes, beans, corn, etc. wouldn't be much good to you.



TRUDEAU: Can Opener

MICROPLANE

An underrated tool, microplanes can be used for more than just zesting citrus. Use them to grate garlic, ginger and hard spices. OH



MICROPLANE: Premium Classic Zester

Bailey Franklyn is a Registered Dietitian living in Meaford.



Greenville Soapstone Company



1-888-95-STONE

sales@greenvillesoapstone.com

www.greenvillesoapstone.com

BURLINGTON

4450 Corporate Dr. Unit 2



BUILDING YOUR DREAM HOME IN MUSKOKA

200 CHAFFEY TOWNSHIP ROAD, HUNTSVILLE, ON
RANDYBLAINCONSTRUCTION.COM

705.788.1054



PHOTO: COURTESY OF CARRIER

PUMPED ABOUT HVAC

HEAT PUMPS ARE A TECHNOLOGY TO GET EXCITED ABOUT

STORY **ANDREW HIND**

The search for the ideal heat source, one that balances efficiency, affordability and concern for the environment, has always been something of a daunting task. But that search might just end with heat pumps, a new and exciting home heating technology that checks all the boxes.

Heat pumps work on the simple process of heat transfer. Traditional furnaces burn fuel to generate warmth via flames or a heating element. Heat pumps work by pushing existing heat into a colder region – in the winter they draw heat into your home from outside, while in the summer they channel excess heat out of your home.

There are several types of heat pumps, but the most common are air-source heat pumps. These take warmth from the air outside, pump it through refrigerant-filled coils, like what's on the back of your fridge, and then into your home.

“The appeal of heat pumps is that you are utilizing a free energy source as it draws from outside air, thereby freeing us of the cycle of using fossil fuels (oil, gas, propane) for heating and cooling,” explains Damian Keermaa of Smart Elements Heating and Cooling. “Since heat pumps move heat rather than generate it, they use far less energy than a furnace or any form of electric heating and have a smaller carbon footprint.”

Many air-source heat pumps come with a backup electrical heating element in case the exterior temperature drops too low for the pump to properly function. However, in the cold Canadian climate, the option generally recommended by HVAC technicians is called a dual-fuel heat pump. These operate until the ambient temperature drops too low, when it switches over to an alternate fuel source, typically the home's furnace. Think of it as a hybrid car that runs on electricity but switches to gas when needed.

“Heat pumps are ideally used as a supplemental source of heat,” says Damian. “There are times, for example, during the unit's defrost cycle, that you will need a furnace. The idea of a heat pump is, in my opinion, to efficiently top up home heating so the furnace or heaters go on less frequently. Many people use fireplaces in the same manner, but of course, heat pumps don't emit the same carbon that burning wood does.”

Air-source heat pumps can be installed in a home at any time (unlike geothermal heat pumps, which draw radiant heat from the ground, and which are typically only installed during home builds) if it has existing vent work. It's a more complicated and expensive proposition if you have an older home without vents.

Damian stresses it's important to get the right-sized unit for your home. As with any HVAC system, an undersized unit will struggle to heat/cool the home, while an oversized one will hit the desired temperature before it completes its cycle, resulting in frequent stops/starts that will shorten the unit's lifespan. Properly sizing a heat pump considers not only the size of the home, but also factors such things as sun exposure and insulation.

A heat pump should last between 10 and 25 years, with those in more moderate climates lasting longer. Regular inspection and maintenance will ensure your pump's longevity.

As a result of their efficiency, various levels of government offer incentives for homeowners to invest in heat pumps. Hybrid systems are eligible for \$5,600 from the Federal Greener Homes Initiative, and the province of Ontario offers additional grants (a heating and cooling technician will be able to walk you through the various options).

“Heat pumps will save you money and help save the planet, so they are really a good investment,” Damian says. “They're here to stay, and the technology is only getting better.” **OH**



PHOTO: COURTESY OF LENNOX

Terri Lynn
GIBSON
SALES REPRESENTATIVE

Buying or selling a home or cottage is a big decision...
I can help!

ROYAL LEPAGE Team Advantage Realty
BROKERAGE INDEPENDENTLY OWNED & OPERATED

705-773-8076
terryllyngibson.ca • tlgibson@royallepage.ca

NORTHBOUND ROOFING Reliability Starts at the Top!

MORE THAN JUST ROOFING

- Soffit
- Fascia
- Siding
- Eavestroughing

GAF Certified

Call for a **FREE** no obligation estimate
705-204-0833 • northboundroofing.ca



WINDOW QUILT MUSKOKA

Window Quilt Muskoka is a leading supplier in Muskoka and surrounding areas of:

- Interior window blinds, shades and shutters including all Hunter Douglas products
- Phantom Insect Screening and Retractable Screen Doors
- Weather Protection Shades
- Security Shutters
- Retractable Awnings

Our exterior products allow us to convert patio, porch or stand-alone structures into bug-free outdoor living spaces while extending seasonal use. Retractable Insect Screens, Doors and Awnings come into place when needed, while retracting out of sight when not in use. Weather Protection needs can be addressed with motorized vinyl applications. We offer manual and motorized options and integration with home automation systems.

With our 25+ years of expertise, we can assist you in finding the perfect application to meet your needs. Our team is led by Ashley West, Owner, along with Craig Roberts, Project Manager/Exterior Sales Consultant. All installations are completed by our in-house installation technicians.

Our Huntsville Showroom is available for you to visit by appointment. On-site consultations are available also. **We can be reached at 705.789.1236 or via email at wqblinds@windowquiltmuskoka.com**

(Please see ad on pg 5)



DURHAM FURNITURE

Since 1899, Durham Furniture has been manufacturing solid wood bedroom and occasional pieces. A lot has changed in 125 years, but the desire for made-in-Canada quality furniture that will last a lifetime has not.

Our greatest asset has always been our people and their commitment to the finest craftsmanship techniques. Mortise and tenon joinery, English dovetail drawer construction, and multi-step finishes. In recent years, we have also added undermount soft close drawer guides to all of our case pieces and provided greater flexibility in finishes and hardware.


When you see a piece of Durham, we want you to see the natural characteristics found in solid wood, and when you touch a piece of Durham, we want you to feel the quality of our design, construction, and finishes.

All of our products are available through a network of retailers in Ontario that can help you find the best Durham bedroom and occasional furniture for your home.

To explore our collections or create your own piece of Durham Furniture using our 3D configuration tool, visit durhamfurniture.com

Durham is a Silver member of the Sustainable Furniture Council and meets all of the standards set by Health Canada and the Consumer Product Safety Program.

durhamfurniture.com
(Please see ad on pg 25)



LIGHTHOUSE GROUP

Behn and Hillary Mitchell are the proud owners of Lighthouse Group. The Lighthouse Group, originally established in 2010 as Lighthouse Windows, provides high-quality window cleaning services. Having expanded their services over the years, they've become a one-stop shop for all your professional cleaning and maintenance needs. Lighthouse Group offers window cleaning, power washing and soft washing for exterior surfaces such as decks, patios, siding, and roofs, gutter cleaning, gardening, housekeeping, and handyman services.

Lighthouse Group has two sister companies: **Shades at Blue** providing custom window coverings and **Lights at Blue** offering commercial-grade exterior lighting for the holidays, landscape and patio lighting, and wedding lighting.

Behn and Hillary love living in Collingwood and being members of its active community. Hillary originates from Parry Sound and the family continues to enjoy summers at the family cottage in Bayfield Inlet. For years, their clients have been requesting their services up North, which led to expanding their business to now service the Muskoka and surrounding areas.

Lighthouse Group is proud to provide the best professional cleaning services. Their focus on client and employee satisfaction shapes their reputation for excellence in the communities they serve.
705.445.5656
info@lighthousegroup.ca
lighthousegroup.ca
(Please see ad on pg 43)



MATRIX CONSTRUCTION

Matrix Construction is a premier home building company with over 30 years of industry experience. Founded on the principles of quality, integrity, and customer satisfaction, we have honed our craft into a science. Our team is dedicated to guiding clients through every step of the design and build process, ensuring a personalized experience tailored to their unique needs and preferences.

With a commitment to excellence, Matrix Construction specializes in crafting custom homes and cottages that reflect the individuality and vision of each client. From concept to completion, we collaborate closely with homeowners to transform their dreams into reality, paying meticulous attention to detail and craftsmanship at every stage.

Matrix Construction has a well-established reputation of delivering exceptional results with unwavering integrity. Clients trust us for our unparalleled expertise, reliability, and commitment to exceeding expectations. Whether it's a lakeside summer retreat, a long-term family home or an update to an existing property, we have the skills and experience to bring any vision to life.

At Matrix Construction, we don't just build homes; we create enduring spaces that inspire for generations to come. Let us apply our decades of experience and passion for craftsmanship to your next home building project.
705.789.5443
matrix2construction@gmail.com
matrix.construction
(Please see ad on pg 105)



BRAUN CUSTOM BUILDS

Braun Custom Builds is a third generation contractor whose family has been building since the 40s. We specialize in the Custom Construction of Cottages, Homes, Garages, Additions and Renovations in Haliburton County and the surrounding areas.

For the client who prefers a more hands-on approach, we also offer an open book Project Management Service. Whether it's a custom design/build situation or simply just the construction of a pre-approved design, we can assist from the planning/budgeting stage to site development, design, through to the finish details of a turnkey project.

Braun Custom Builds has an amazing team of 10 members in the field along with a full-time Project Manager. This allows us to have more control over our schedule while maintaining quality control. We are large enough to handle your larger scale builds, however small enough to maintain a personal touch no matter the size of your project.

Including our Custom Residential Services, we have an extensive background in Custom Commercial Construction. We can assist in the design, construction and execution of your business' needs. Whether it's a new Commercial Building, a Facade Upgrade or an Interior Renovation, Braun Custom Builders can assist with making your vision come to life.
705.457.6807
office@brauncustombuilds.ca
brauncustombuilds.ca
(Please see ad on pg 61)



PRO PAINTERS

Meet Pro Painters, where visionary Charles Veilleux leads the charge! We're your ultimate destination for top-notch painting services across Ontario and Muskoka. With a decade of dedication fueling our journey, we've mastered our craft, blowing minds with every brushstroke.

Welcome to our world, where we bring artistry to life, from Muskoka's serene cottages to Ontario's vibrant cityscapes. With our expertise and finesse, each project gets a touch of magic that's simply unparalleled. We're not just about instant beauty; we're all about crafting lasting satisfaction with every stroke of our brushes.

At Pro Painters, your vision takes centre stage. We pride ourselves on simplifying the painting process, delivering seamless and dependable services tailored precisely to your unique requirements.

Our foundation is rock solid, grounded in transparency and trust. We live and breathe unwavering integrity, committed to excellence in every aspect of our work. Clear communication and honest appraisals are not just promises but everyday practices. We're here to exceed your expectations, every single time.

Experience the Pro Painters advantage today. Schedule your Free Onsite Estimate at propaintersmuskoka.ca or call us at 705.995.0663, and let us elevate your space with unparalleled craftsmanship and expertise.
(Please see ad on pg 66&67)

JOHNSON LOG HOME RESTORATIONS

Staining | Chinking
Log Repairs | Sandblasting
Timber Frames | Renovation
Log Wash | Custom Builds

LogHomeRestore.ca

705-738-7831 jcd.johnson@hotmail.com

YOUR COMPLETE HOME FURNISHINGS AND FLOORING CENTRE

RIVERVIEW
FURNITURE & FLOORING

MATTRESSES, FLOORING, APPLIANCES,
UPHOLSTERED AND CUSTOM WOOD FURNITURE

Handcrafted Furniture built for a lifetime of memories.

705-286-3167
info@riverview-furniture.com
Riverview Furniture & Flooring Centre
riverviewfurniture1979

94 Bobcaygeon Road,
Minden, ON
www.riverview-furniture.com

Home Décor, Gifts e3 More!

Home & Garden Accents
Metal Art - Pottery
Gifts For All Occasions
Unusual Artisan Pieces
from across Canada

3 Manitoba Street, Bracebridge
705-645-2810
www.cornercabinet.ca

PERMIT READY
GARAGE PLANS

249-287-9855 • www.backyardplans.ca

By Cottage Country Design



PHOTO: ROMAN KRAFT

STORY JESSICA RUSSELL

VINTAGE FURNITURE

WHAT NOT TO DO

With vintage furniture now a stealth competitor in home furnishing options, procurement has become game-like, achieved by scavenger hunt and bound only by the kilometres you're willing to clock.

Whether you're shopping for a client, are in pursuit of a particular piece for your own space or you're just out on a weekend jaunt armed with impulse, here are five things NOT to do when sourcing vintage furniture.

DON'T LET IMPERFECTIONS WIN

The term vintage is qualified when a piece of furniture is more than 40 years old. Having survived several decades in family homes already, wear and tear is to be expected. Imperfections such as scratches are cosmetic and can most often be corrected with easy-to-use products available at any home improvement store. Surface damage such as water rings or ink stains can be forgotten with purposefully placed décor such as plants or catchalls. Minor damage comes with the territory of older pieces but it's important to consider the rarity and uniqueness of the piece itself against this smaller setback.



PHOTO: TOA HEFTIBA

DON'T SLEEP IN

Markets of any kind are synonymous with early mornings and those hosting furniture vendors are no exception. While many companies offer inventory available for purchase online, they often showcase their latest offerings at in-person events where they can be purchased first. Markets are not the type of shopping event to hit hours after doors open. If you want your pick of the haul, set your alarm. *Continued on page 104*

INDOOR • OUTDOOR • LANDSCAPE

See Our Website for Our Full List of Suppliers
HINKLEY | MODERN FORMS | KICHLER | VISUAL COMFORT
SAVOY HOUSE | KUZCO *and more!*

Muskoka Lighting Company

50 Howland Drive, Unit 2, Huntsville ON • 705.784.0676
muskokalighting.com

INTERIOR DESIGN

Paige
ELIZABETH
INTERIORS

CUSTOM HOME & COTTAGE DESIGN
SERVING MUSKOKA AND GTA
705.380.2608
paige@paigeelizabethinteriors.com
www.paigeelizabethinteriors.com
@paigeelizabeth.interiordesign

YOUR CUSTOM UPHOLSTERY & DRAPERY SPECIALISTS

Choose from a vast selection of ready-to-order fabrics & upholsteries

Call Curt and Paula Today!

705.784.0906 • MuskokaUpholstery.com • muskokauph@gmail.com • @muskokaupholstery

decorating

PHOTO: ALEXANDRA GORN



DON'T SKIP THE MATH

Math is definitive and though you may think there's a way to change a formula for fit, there seldom is. If you're shopping for a particular space, come armed with the measurements. The last thing you want is to find the perfect piece, size it up by eye only and face major disappointment when it's simply too big to fit the vision. Before setting out, ensure you have any applicable measurements written down (please don't rely on memory for this one!) and bring with you a measuring tape of your own just to be safe.

PHOTO: T. SUSEN



DON'T ASSUME THE PRICE IS FIRM

In some cases, prices on vintage furniture pieces can be negotiated. If you're speaking directly with the owner of the shop and you're getting a sense of leniency, ask if they're open to a discount. Read the room before pursuing this tactic as you always want to maintain respect for shop owners and the work they put into curating their collections.

DON'T IGNORE SCENT

Even those most experienced in furniture restoration will only purchase from smoke-free environments. Over time, furniture subjected to consistent tobacco use will develop irreversible effects such as yellowing and scent absorbency. While paint can cover discoloration and there are odour neutralizing products intended for furniture, it's important to recognize these as only reducers and not eliminators. If you can smell smoke in a piece of furniture, skip it.

While serendipitous finds are known to make cameos throughout one's hunt for vintage furniture, it's a gift that knows no regularity. Keep these tips and tricks in mind when you next set out, and remember that if it's meant to be, it'll be (an awesome new addition to your space!) **OH**

PHOTO: CATHERINA SCHURMANN



WOOD FINISHING & REFINISHING • PAINTING
RESIDENTIAL • COMMERCIAL • COTTAGE
 Custom Staining • Specialty Finishes • Interior/Exterior Applications



MUSKOKA
 WOOD FINISHING
 A DIVISION OF THE ENTERING SHOP INC.

Contact Us About Your Next Project
705-769-2222
muskokawoodfinishing.com

Port Sydney/Utterson & Area Chamber of Commerce



Proudly building distinctive homes & cottages for over 30 years



Custom Homes ♦ Renovations ♦ Garages ♦ Docks & Decks



Matrix
 CONSTRUCTION
Muskoka

705-789-5443 ♦ matrix2construction@gmail.com

EXPERIENCE THE WARMTH OF ONE OF THE LARGEST SHOWROOMS IN PARRY SOUND AND MUSKOKA AREA

fl & w

Fireplace & Leisure Centre

Serving Parry Sound & Muskoka for 33 Years
 WETT Certified Staff

Fireplaces & Woodstoves
 Fireplace Accessories
 Beachcomber Hot Tubs

Quality Barbecue Grills
 Outdoor Kitchens
 Fire Pits, Rings & Tables

stuv

1.888.334.8693 | 705.746.6800 | www.flc.ca | 90 Oastler Park Drive, Seguin, ON

STORY WALTER FRANCYK | PHOTOGRAPHY SANDY MACKAY

The view from John and Carol Heaton's new log home overlooks the confluence of Lake of Bays and the Muskoka River, a short boat ride to Baysville. **OPPOSITE:** 1867 Confederation Log & Timber Frame designed the house to fit snugly on the 40-foot lot.



SMALL TOWN *Charm*

The best part of moving to Baysville has been the people, says Carol Heaton. “The people are really nice. We’ve gotten to know quite a few of them.”

When Carol and her husband John retired, they knew they wanted to move north. They sold their home in Stouffville and looked at many areas, including Muskoka, a region John knows well. *Continued on page 108*

feature

In his 54 years as a decorator, John worked on lakes Muskoka and Rosseau as well as lakes in the Haliburton Highlands. They chose Baysville as their new home, a tiny village of about 300 people, at the south end of Lake of Bays. “We grew up in Stouffville when it was a small town like this,” says John. “The people are very, very nice. It’s a small-town atmosphere. In a small town, you get to know quite a few people in a hurry.”

Their riverfront property had an aging cottage that the previous owner tore down. The municipality gave the Heaton only one year after they purchased the lot to get a building permit and start construction. They considered various building scenarios and decided a log home would look best on the 40-foot lot where Lake of Bays flows into the Muskoka River.


1867 Confederation Log & Timber Frame was very helpful in designing and fitting a log home on the property, John says. “We gave them our ideas and they came up with a model. We had to reduce the size here and there and came up with a nice plan,” he says. “They bent over backward to accommodate different changes.” *Continued on page 111*



ABOVE: Noug-Art Inc. furnished countertops in the kitchen where the prefabricated stone backsplash is sealed with four coats of glaze. **FAR LEFT:** A glass door in the upland entrance makes it easy to see arriving visitors. **LEFT:** The all-season Muskoka room links the dining room with the front deck at the front of the home. **OPPOSITE:** Cushioned, woven chairs surround the wooden dinner table.



Viewed from the second-floor loft, the living room fireplace is clad in stone veneer and the overmantel topped with polished copper. The hardwood floors are hickory. **OPPOSITE TOP LEFT:** A sliding, barn-style door opens to the ground-floor guest bedroom. **TOP RIGHT:** From the comfort of these seats, the Heaton's can look out the window and have the fireplace in view, something they've always wanted. **BOTTOM LEFT:** The couple share a quiet moment at the end of their dock, built by The Dock Depot and floated into place. **BOTTOM RIGHT:** Schell Lumber Home Building Centre furnished stairs that ascend to the loft.



Carol says they wanted an open-concept design, a small living space with enough room for overnight guests. The main floor was planned with a kitchen and living room, a guest bedroom and bathroom, as well as a dining space that opens to an all-season Muskoka room. It includes a front deck overlooking their beautiful flower gardens and waterfront. "We sit there often," says Carol. "You can look at the lake and it's beautiful." *Continued on page 112*




feature

RIGHT: Rob Bowmeister helped build the granite patios and foot paths that descend from the house to the waterfront. Muskoka Rock Company supplied the granite steps. **BELOW & BOTTOM RIGHT:** John and Carol enjoy the relaxing view from their well-furnished, glass-sided deck.



LEFT: The ground-floor living room has a view of the river and a glass door that slides open to the front patio. **BELOW:** A small root cellar stores the couple's homemade preserves and some favourite adult beverages. **BOTTOM LEFT:** The wooden storage shed was built and finished to match the home exterior.



Doug Marshall of **Perfection Muskoka** assembled the log home on a foundation built by **Dan French**. John finished the interior with the help of some skilled friends. “They’d all come together,” he says. “It was very hard to find trades when we were building here. Four years ago, you just couldn’t get a tradesman.” John and Carol worked on the house every weekend. A local friend lent them a hand with carpentry. “Other people from Stouffville came up and worked with us,” he says. John did most of the painting and staining. Their friend of 40 years, **Larry Black**, helped design their living room fireplace and helped clad it in stone veneer. **Oliver Plumbing Inc.** installed the home’s plumbing for the kitchen, three bathrooms and other needs.

They applied the open concept to the second-floor loft where their primary bedroom enjoys a view of the living room and the riverfront beyond the vaulted ceiling and high windows. Carol’s office tucks into one side of the loft while an en suite and walk-in closet occupy the opposite side of the room. On the ground level, they built a complete suite, where the living room has a walkout to the front yard. There’s also a bedroom, a full bathroom and refrigerator. “People coming in



from the beach or the patio can use the washroom,” says John. “If they’re staying down there they don’t really have to come upstairs.”

“It’s great when we have company,” says Carol. “Everyone has their own washroom and area.” The lower level includes a root cellar, amply stocked with her homemade pickles and preserves.

Before the house construction began, **Jordan VanClief** used heavy machinery to place large granite slabs from **Muskoka Rock Company** as stairs for the front-yard patios. He also positioned large stones flanking the upper patio. With the help of **Rob Bowmeister** of **Bowmeister Inc.**, John built the footpaths and granite patios that descend to the river. **Hutcheson Sand & Mixes** supplied hardscape and landscaping materials. **The Dock Depot** furnished the dock, floating it into place on the river.

As part of their building requirements, the Heatons planted their property with native vegetation to protect fisheries and prevent erosion. They’ve supplemented those native species with a profusion of flowers and plants that paint their gardens with colour throughout spring, summer and fall. *Continued on page 114*



In the four years they've lived in Baysville, they've immersed themselves in the community. During summer, they shop at the farmers' market every Friday and pick up something for their pantry, says Carol. They patronize Baysville's **Humble Pie Butter Tart Factory & Pizzeria**, **Miss Nelle's Antiques & Cafe**, as well as the **Cast Iron Restaurant**. "There are lots of little places you can go and see in town," says Carol. **The Baysville Pavilion**, a roadhouse style pub, is a great place to meet the locals, says John. Many people who summer on Lake of Bays remember it from their youth. "You meet some really interesting people there," he says. "You get to know them. You go in there and you hear all the stories." *Continued on page 116*

TOP LEFT: The second-floor loft holds the primary bedroom as well as Carol's home office. **TOP RIGHT:** An en suite bathroom is just steps from the bedroom. **RIGHT:** The home is built on three levels with a bedroom and bathroom on each floor. Oliver Plumbing Inc. installed the home's waterworks.

Sotheby's | Canada
INTERNATIONAL REALTY

YOUR LOCAL REAL ESTATE EXPERT FOR
PARRY SOUND & THE SURROUNDING AREA

Chuck Murney
Broker
705.773.8415
info@chuckmurney.com

E.&O.E.: Sotheby's International Realty Canada, Brokerage is Independently Owned And Operated. Not intended to solicit properties currently listed for sale.

OLIVER PLUMBING
KEEPING IT FLOWING

New Construction & Renovations
Plumbing Repairs
Water Treatment
Servicing Pumps & Winterizing
Backflow Prevention
Electric Hydronic Radiant Systems

SERVING MUSKOKA AND SURROUNDING AREAS
705-205-4352 • oliverrobin21@gmail.com

LD
Est. 2004
LAKESHORE DESIGNS
A Reflection of You

Cottage & Residential Interior Design and Decor Firm Services

- Interior & Exterior Design
- Floorplan Drafting and Revisions
- Colour, Paint & Furniture Selections
- Custom Cabinetry
- Home Staging • Holiday Decorating • Event Decor

PARTNERS

LINWOOD CUSTOM HOMES | HOME LOTTERY | COTTAGE LOTTERY | BAEUMLER

2968 Lakefield Road, Selwyn, ON
705-748-3875 • info@lakeshorehd.ca • lakeshorehd.ca

Instagram | Facebook | TikTok | Pinterest | YouTube

BOATHOUSE BOUTIQUE
BIRINI BEANS CAFE

Home Decor & Café
• Coffee • Sandwiches • Decor • Clothing

1929 Lakehurst Road, Buckhorn, ON
Boutique 705-659-3875 • Café 705-659-3876
lakeshorehd.ca/boathouse-boutique



ABOVE: A resting moose by charcoal master Mark Seamans, one of the couple's favourite artists, hangs in the main-floor guest room. **RIGHT:** A fishing theme decorates the ground-floor guest room. **BELOW:** Black plumbing and lighting fixtures complement this bathroom.



They've made life on Lake of Bays a pleasure. John enjoys fishing for lake trout and whitefish. "The whitefish is excellent eating," he says. One of the couple's favourite spots is their stone patio, halfway down the gentle slope to the river. Shaded by tall pines, it catches the cooling breeze off the lake. "After we finish our gardening and whatever else we happen to be doing that day, that's where we go, sit and relax, and maybe have a glass of wine," Carol says. **OH**

SOURCE GUIDE

- 1867 Confederation Log & Timber Frame • A&G Insulation • Benjamin Moore • Bowmeister Inc. • Dan French • Eagle Lake Heating & A/C • Ellis Electric • Home Depot • Hutcheson Sand & Mixes • Muskoka Spray Foam Insulation • Noug-Art Inc. • Northbound Elements • Oliver Plumbing Inc. • Oxtongue Craft Cabin & Gallery • Perfection Muskoka • Schell Lumber Home Building Centre • Season 2 Season • The Dock Depot • Jordan VanClief



OUR PASSION, YOUR DREAMS. SINCE 1979.



Confederation Log & Timber Frame has been delivering award-winning homes all around the world for more than 40 years. Whether you are dreaming of a modern timber frame, a classic log home, or something in between, we invite you to experience the Confederation difference. Always custom. Amazing support. The total package.

CONFEDERATIONLOGHOMES.COM
 County Road 36, Bobcaygeon ON
 (877) 462-5647



Everything You Need To Host An UNFORGETTABLE PAR-TEA!

STORY NICOLE HILTON



CANFLOYD: Maxwell & Williams, Teas & C's Dahlia Daze Collection

The flowers are blooming and so are the ideas for a perfect afternoon tea party. Whether you're hosting a baby shower, bridal shower, birthday party or gathering with family and friends, impress your guests with these essentials for making your spring social memorable.



PAPER E. CLIPS: Meri Meri, Flower Bouquet Garland

Location

If you're fortunate enough to have the forecast on your side, an outdoor tea party is exceptionally charming. Simply set up a table on your patio or porch for a more traditional event or try hosting it right in your garden alongside the sweet smell of tulips, roses and lilacs for a unique experience. Of course, if spring showers force you inside, you can still celebrate the season by including freshly-cut flowers in a one-of-a-kind vase, a seasonal paper garland and bright accent colours. *Continued on page 120*



INFINITE GLASSWORKS: One-of-a-Kind Teardrop Vase



Sunrooms and Porch Enclosures

Transform your covered porch into a cozy three- or four-season room with WeatherMaster windows by Sunspace.



MUSKOKIFY
Your Authorized Sunspace Dealer

705-645-8893
info@muskokify.ca
www.muskokify.ca



entertaining

CANFLOYD: Maxwell & Williams, Teas & C's Dahlia Daze Tea for One with Infuser, Pink



CANFLOYD: Maxwell & Williams, Teas & C's Dahlia Daze Coupe Plate, Sky



CANFLOYD: Maxwell & Williams, Teas & C's Dahlia Daze 2-Tiered Cake Stand

ABBOTT: Small Heart Spoons



INDABA: Valdes Wine Glass in Pink



ABBOTT: Tea Time Small Plates



Décor

Let's call this spring bling! Your party will pop with peony patterns and thoughtfully chosen tableware. Start with a statement tablecloth and matching linen napkins to set the tone. A coordinated collection of elegant cups and saucers, tiered cake stands, plates, milk and creamers, sugar and jam pots, and water glasses will give your space a cohesive look. Be sure to use teapots that can steep both looseleaf and bags (depending on what you plan to offer on your menu). Including sweet little spoons or whimsical side plates will add some personality to your tablescape and put a smile on your guests' faces. All the extra effort you put into the decorating details helps create a special feeling for everyone in attendance.

APRIL CORNELL: Essential Napkin in Pink



APRIL CORNELL: Peony Watercolour Tablecloth



Menu

Your guests will expect perfectly-sized savoury sandwiches, colourful jams, lemony desserts and a selection of teas to appease every palette. Staying within the traditional items of an afternoon tea service is the easiest way to prepare for your group. You'll always want to include warm scones with berry compote, honey butter or whipped cream as well as fruity and flowery-flavoured teas that are reminiscent of springtime. A crisp white wine or prosecco is often appreciated at afternoon events. Once you have the basics ready, try looking up menus you've enjoyed at notable tea rooms and recreating them with confidence. Add fancier options like crab deviled eggs, chicken with foie gras parfaits and almond sponge cake topped with edible flowers as a delightful surprise.



MAISON ZOE FORD: Sugar Topped Dream Scone Mix

SLOANE FINE TEA MERCHANTS: Assorted Teas



Themes

Aside from a garden tea party with a botanical vibe, there are plenty of other themes you can come up with to host a fun celebration. Brainstorm ideas by thinking about all the things you enjoy about spring like Mother's Day, birds, going to the beach or sunshine, and use them as decorating concepts. Also, think about ideas for children like a storybook or character-inspired tea party. And let's not forget, for those three o'clock sleepers that stay at the party a little too long, you can always turn your event into a tipsy tea party with tea-infused mixed cocktails for a tastefully good time! Just make sure everyone gets home safely. **OH**



CUSTOM HOMES. LAKEFRONT COTTAGES.

Brauer
HOMES

JAMIE BRAUER
613-921-0042

WWW.BRAUERHOMES.COM

OUR HOMES attracts the area's finest businesses to advertise in our pages, and utilize our unparalleled distribution and coffee-table appeal to market their products and services. We're making it easier for you, our readers, to become educated as you plan your home- and real estate-related purchasing decisions. View these business ads online at ourhomes.ca. The listings below are organized alphabetically by industry.

APPLIANCES

Brown's Appliances, 37

**ARCHITECTS/ARCHITECTURAL DESIGN/
ARCHITECTURAL TECHNOLOGISTS/
DRAFTSMEN & DESIGN**

Corbin Patten Designs, 23

**ART/ARTISANS/ART GALLERIES/
STUDIOS/WORKSHOPS**

Rails End Gallery & Arts Centre, 39

AWNINGS/TENTS/SHELTERS

Muskokify, 11, 119
Window Quilt Muskoka, 5, 100

**BATH & BEAUTY/AESTHETICS/
HAIR/SPA**

Hawkestone Soap Company, 61

**BEDS & BEDDING/MATTRESSES/
SLEEP PRODUCTS**

Manderley Fine Furniture, 89
Mattresses of Muskoka, 57

BUILDERS

1867 Confederation Log Homes, 117
Attainable Solutions Inc., 3
Backyard Plans by Cottage
Country Design, 101
Brauer Homes, 121
Brauer Living Pods, 45
Braun Custom Builds, 61, 101
Discovery Dream Homes, 9
Edgewood Homes, 18
Ferncliffe Development, 93
From The Ground Up, 17
GBS Contracting Inc., 91
K7 Millwork Group, 34
Lakeforest Custom Carpentry, 59
Linwood Custom Homes, 129
Matrix Construction, 100, 105
Muskoka Construction, 41
Pat Clark Contracting, 83
Peter Smith Construction, 125
Randy Blain Construction, 97
Royal Homes Ltd., 13
RW Custom Homes, 21
South Muskoka Building Company, 29
Spencer Custom Carpentry, 39

BUILDING/LANDSCAPE SUPPLIES

Emmerson Lumber Limited, 71

EverythingICF by Wood Lumber, 61
Muskoka Mulch Inc., 57

**CABINETS & MILLWORK/CARPENTRY/
FINE WOODWORKING/CUSTOM
FURNITURE**

Log Furniture & More, 57
Muskoka Furniture, 123
The Cutter's Edge, 2

CLEANING

Lighthouse Group, 43, 100

**CLOTHING/FASHION/FOOTWEAR/
JEWELRY/LUGGAGE & LEATHER GOODS**

Boathouse Boutique / Bikini Beans Café, 115
The Cutter's Edge, 2

COUNTERTOPS

Elegant Solutions, 83
Greenville Soapstone Company, 97
Nova Stone Countertops, 93

DOCKS

Nordcap Steel Docks Inc., 33
Parry Sound Rona, 61
The Dock Shop, 59

EAVESTROUGHS/SOFFIT/FASCIA

LeafFilter, 14

EXCAVATING/SITE PREP/SEPTIC

Schlager, 125
Scott's Excavating & Landscapes, 69

FABRIC/UPHOLSTERY/CANVAS

Muskoka Upholstery, 103

**FINANCIAL/INSURANCE/
MORTGAGE/INVESTING**

Parry Sound Insurance Brokers Ltd., 4

FIREPLACES & STOVES/ACCESSORIES

Fireplace & Leisure Centre, 105
Fireplace King, 87

FLOORING

Cordell Carpet, 16, 61
Gray's Paint & Flooring, 16
Refined Kitchen & Bath, 29
Riverview Furniture & Flooring, 101
Stephenson Concrete, 20, 43

**FOOD & DRINK/RESTAURANTS/
CATERING/DELI**

Boathouse Boutique / Bikini Beans Café, 115

FOUNDATIONS

North Country Contracting, 15

**FURNITURE & HOME DECOR/
ACCENTS/GIFTS/COLLECTIBLES**

Boathouse Boutique / Bikini Beans Café, 115
Durham Furniture, 25, 100
Handstone Furniture, 19
HillTop Interiors, 131
Huckleberry's, 43
Lakeshore Designs, 115
Manderley Fine Furniture, 89
Muskoka Furniture, 123
Red Canoe Interiors, 83
Riverview Furniture & Flooring, 101
Sound Interiors, 29
The Chesterfield Shop, 10
The Corner Cabinet, 101
The Cutter's Edge, 2
Veranda, 20

**GARDEN CENTRES/GREENHOUSES/
NURSERIES**

Pratt's Lawn Care & Landscapes –
Pratt's Garden Centre, 71

HEATING & COOLING

Fireplace King, 87

HOME IMPROVEMENTS/RENOVATIONS

Backyard Plans by Cottage
Country Design, 101
Brauer Homes, 121
Braun Custom Builds, 61, 101
Ferncliffe Development, 93
Johnson Log Home Restorations, 101
Lakeforest Custom Carpentry, 59
Matrix Construction, 100, 105
Muskoka Construction, 41
Ready Pine, 41
RW Custom Homes, 21
South Muskoka Building Company, 29
Spencer Custom Carpentry, 39

INSULATION

EverythingICF by Wood Lumber, 61

Continued on page 124

MENNONITE FURNITURE



25% OFF
Instock & Custom Orders

MUSKOKA FURNITURE

195 Wellington Street, Bracebridge • www.muskokafurniture.net • 705.645.8183

OUR HOMES attracts the area's finest businesses to advertise in our pages, and utilize our unparalleled distribution and coffee-table appeal to market their products and services. We're making it easier for you, our readers, to become educated as you plan your home- and real estate-related purchasing decisions. View these business ads online at ourhomes.ca. The listings below are organized alphabetically by industry.

INTERIOR DECORATING/INTERIOR DESIGN/HOME STAGING

Coralee Monaghan Interiors, 39
Lakeshore Designs, 115
Paige Elizabeth Interiors, 103
Red Canoe Interiors, 83
Se7en Interiors Inc., 35
Sound Interiors, 29
Veranda, 20

KITCHEN & BATH

Bathworks, 95
Emmerson Lumber Limited, 71
Northern Living Kitchen & Bath/
Living Lighting, 127
Refined Kitchen & Bath, 29
The Cutter's Edge, 2

**LANDSCAPE DESIGN & ARCHITECTURE/
LANDSCAPING/LAWN & GARDEN**

Attainable Solutions Inc., 3
CLEARRAIL, Frameless Glass
Systems Inc., 81
Cypress Gardeners, 55
Ferncliffe Development, 93
Pratt's Lawn Care & Landscapes –
Pratt's Garden Centre, 71
Schlager, 125
Scott's Excavating & Landscapes, 69

LIGHTING

HillTop Interiors, 131
Living Lighting Parry Sound/
Northern Living, 127
Muskoka Lighting Company, 103
Sound Interiors, 29

**MACHINERY/SMALL EQUIPMENT/
FARM SUPPLIES**

Bobcat of Parry Sound, 6
Kubota North, 21

MASONRY/STONEMWORK

Muskoka Split Rock Inc., 91
North Country Contracting, 15
Stephenson Concrete, 20, 43

NEW HOME COMMUNITIES

Highcrest Muskoka – Edgewood Homes, 18

OUTDOOR FURNITURE/STRUCTURES

HillTop Interiors, 131
Parry Sound Rona, 61

OUTDOOR KITCHENS

Fireplace & Leisure Centre, 105

OVERHEAD/GARAGE DOORS

Georgian Bay Overhead Doors, 33

PAINTING & DECORATING

Benjamin Moore, 16
Colour 'n Light Muskoka, 16
Cordell Carpet, 16, 61
Gray's Paint & Flooring, 16
Minden Home Hardware
Building Centre, 16
Muskoka Paint & Decorating, 16
Muskoka Wood Finishing, 105
Pro Painters Muskoka, 66&67, 101
Sound Interiors, 29
Wilson's The Paint Store, 16

**PAINTING, PRIMING, BLASTING &
STAINING**

Cedar Laine Restoration, 61

**PAVING/CEMENT/CONCRETE/
INTERLOCK**

Stephenson Concrete, 20, 43

PLUMBING

Bathworks, 95
Oliver Plumbing, 115

POOLS/HOT TUBS/SAUNAS/SPAS

CLEARRAIL, Frameless Glass
Systems Inc., 81
Immerspa, 27

**PROPERTY MANAGEMENT/
MAINTENANCE**

Lighthouse Group, 43, 100

REAL ESTATE

Forest Hill Real Estate Inc. –
Marc Thibodeau, 12
Royal LePage Team Advantage Realty –
Terri Lynn Gibson, 99
Sotheby's International Realty Canada –
Chuck Murney, 115

ROOFING

GBS Contracting Inc., 91
Northbound Roofing, 99

SCREEN SYSTEMS

Window Quilt Muskoka, 5, 100

SOLARIUMS & SUNROOMS

Muskokify, 11, 119
Weatherwall Enclosure Systems Inc., 59

**SPORTING SUPPLY/RECREATIONAL
OUTFITTERS**

Bobcat of Parry Sound, 6
Toronto Court Equipment, 33

STAIRS/RAILINGS

Barrie Trim & Mouldings, 7
Muskokify, 11, 119

STONE PRODUCTS/VENEER

Elegant Solutions, 83
Greenville Soapstone Company, 97
Refined Kitchen & Bath, 29

TRIM/MOULDING/CASING

Barrie Trim & Mouldings, 7

WATER TREATMENT/FILTRATION

Water Depot – Bracebridge &
Parry Sound, 8

WINDOW CLEANING

Lighthouse Group, 43, 100
Muskoka Window Cleaning, 37

WINDOW TREATMENTS

Cordell Carpet, 16, 61
Elegant Solutions, 83
HillTop Interiors, 131
Muskoka Paint & Decorating, 16
Sound Interiors, 29
Window Quilt Muskoka, 5, 100

WINDOWS & DOORS

Barrie Trim & Mouldings, 7
Muskoka Window and Door Centre, 132
Muskokify, 11, 119
Weatherwall Enclosure Systems Inc., 59
Window Works Muskoka, 63

WOOD REFINISHING/RESTORATION

Cedar Laine Restoration, 61
Johnson Log Home Restorations, 101
Muskoka Wood Finishing, 105

OUR HOMES is committed to ensuring the businesses below appear under the correct headings. To make a correction, or to have your business listed under more than one heading, please email tyler.annette@ourhomes.ca. To have your business listed in our Home Resource Directory, call us to advertise at 705.888.5706.

cooking at home



INGREDIENTS (Serves 4)

- 1 sheet puff pastry, thawed

- 2 Tbsp Dijon mustard, optional

- 1 bunch asparagus, tough ends trimmed

- 3 cups Gruyère cheese, shredded

- ½ cup Parmesan cheese, shredded

- Olive oil

DIRECTIONS

Preheat oven to 400°F.

Line a baking sheet with parchment paper.

Roll out the puff pastry into a rectangle and transfer it to the baking sheet.

With a sharp knife, lightly score pastry dough 1 inch around the edges to mark a rectangle.

Using a fork, pierce dough inside the markings at 1/2-inch intervals.

Brush pastry with Dijon mustard if you like.

Sprinkle Gruyère over the puff pastry, leaving a 1-inch border.

Trim the bottoms of the asparagus spears to fit crosswise inside the tart shell, then arrange in a single layer over Gruyère.

Brush with olive oil and season with salt and pepper. Sprinkle Parmesan cheese.

Bake until spears are tender and pastry is golden brown, 20 to 25 minutes. **OH**



online Get more recipes at ourhomes.ca/blogrecipes

Asparagus TART

RECIPE AND PHOTOGRAPHY
JENELLE MCCULLOCH

THIS SIMPLE ASPARAGUS TART IS A PERFECT ADDITION TO YOUR SPRING BRUNCH! A LIGHT AND FLAKY PASTRY IS TOPPED WITH NUTTY GRUYÈRE AND EARTHY ASPARAGUS. ENJOY.



NORTHERN LIVING KITCHEN & BATH LTD.

CABINETS, LIGHTING & PLUMBING DESIGN CENTRE

Parry Sound • Muskoka • Georgian Bay

6 Designer's Lane at Oastler Park Drive and Hunter Drive
705.746.8686 • inspired@northernliving.ca

www.northernliving.ca

Follow us on Facebook & Instagram for showroom updates and promotions





LivingLIGHTING

finishing touch



PANTONE'S COLOUR OF 2024

PEACH FUZZ



BUILD YOUR DREAM



LINWOOD CUSTOM HOMES



SCAN TO GET STARTED

1-833-904-4434 • linwoodhomes.com

finishing touch



- 1. URBAN ZEBRA: Foyer Royal Porcelain Slab in Drama
- 2. LIBERTY LONDON: Large Teapot in Coral
- 3. DANICA: Nectar Recycled Wool Felt Dot Trivet
- 4. CRATE & BARREL: Craft Blush Organic Cotton Fringe Napkin
- 5. CRATE & BARREL: Ora Blush 4-Piece Place Setting
- 6. CIOT: 12 x 18 Revival Rose Bright Nat. Tile
- 7. DANICA: Tempo Nectar Mug
- 8. DANICA: Aster Mini Spout Bowls
- 9. DANICA: Toadstool Shaped Pinch Bowls
- 10. DANICA: Bouquet Berry Basket
- 11. INDABA: French Linen Tea Towels in Pink
- 12. DANICA: Wild Heart Snack Bags
- 13. ELK HOME: Yvonne Jars
- 14. INDIGO: Native Union Clic Pop Magnetic iPhone Case
- 15. CRATE & KIDS: Eloise Pink Wood & Metal Kids Floor Lamp
- 16. POTTERY BARN: Plush Robe in Blush
- 17. POTTERY BARN: Peyton Leather Jewellery Box in Dusty Rose
- 18. MOOOI: Knitty Lounge Chair in Pink
- 19. SIMONS: Oak LOU Stool in Ash Pink
- 20. CRATE & KIDS: Pink Tie Muslin Organic Cotton Curtain Panel
- 21. BENJAMIN MOORE: Paint in Perfect Peach and Fresh Peach
- 22. ABBOTT: Large Faux Pampas Wreath
- 23. POSTER STORE: Abstract Peach Branch Poster
- 24. SHERWIN-WILLIAMS: Paint in Melón Meloso
- 25. SURYA: Marble Vases
- 26. DANICA: Rise Nectar Small Cotton Basket
- 27. YORK WALLCOVERINGS: Cottontail Toile Premium Peel + Stick Wallpaper in Pink/Chartreuse
- 28. ABBOTT: Small Flower Bouquet
- 29. SURYA: Hylia, Peach Cotton Velvet & Temara Throw Pillows
- 30. ABBOTT: Large Chisel Base Slender Vase
- 31. SURYA: Urfa Rug
- 32. ABBOTT: Globe on Stand
- 33. RENWIL: Mayflower Accent Table
- 34. CRATE & BARREL: Tepi Blush Throw Blanket
- 35. ARTERIORS: Springsteen Dusty Rose Velvet Swivel Chair



YOUR STYLE
YOUR HOME
YOUR LIFE

Innovative. Inspired by nature. Infused with tradition.



FURNITURE



BEDDING & DECOR



LIGHTING



KITCHEN & BATH



MUSKOKA AS IT
SHOULD BE SEEN

